

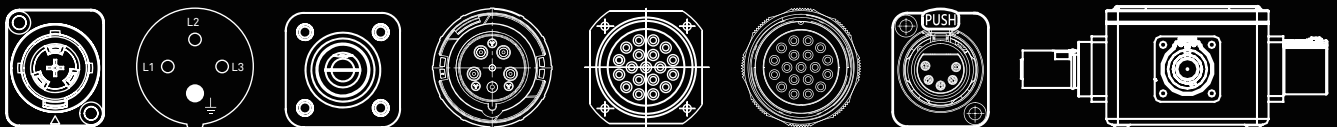
# KUPO<sup>®</sup>

# POWER CONNECTOR

## SOLUTIONS 2026



HIGH-CURRENT CONNECTORS - POWER DISTRIBUTION SYSTEMS  
TOURING & INDUSTRIAL APPLICATIONS



## The Quality Marks



## Safety You Can **PLUG**

Since 1979, KUPO has powered productions around the world, earning the trust of touring crews, theatres, broadcasters, studios, and exhibition venues. Our portfolio spans power and signal connectors, power distribution, and cabling that stand up to the pace of modern shows while meeting international safety approvals. Building on this heritage, we now apply the same reliability to industrial power-connection needs, from data center UPS infrastructure and shore power at ports and marinas to wind energy equipment, water-cooled machinery, heavy construction machinery, welding systems, pneumatic tools, and generator fleets.

Quality and sustainability guide everything we do. KUPO is certified to ISO 9001:2015 for quality management and ISO 14001:2015 for environmental management. For our customers, that means consistent product performance, dependable lead times, clear documentation, and flexible customization backed by controlled, repeatable processes. It also means a supply choice that respects resources, reduces waste and energy use, and supports long service life in the field. The result is dependable power and signal solutions that are straightforward to specify, simple to deploy, and economical to operate over time. This catalog gathers a focused selection of our power products and pairs them with practical reference information so that engineers, specifiers, and technicians can choose with confidence and keep projects moving.



# Contents & Index

## **High Current Single Pole (150A & 400A) ..... 04 - 17**

PowerFit and K-LOK (150A/400A) single-pole connectors, Two-Fer/Tri-Fer splitters, and single-pole power boxes, color-keyed, quick-lock hardware for rugged, and safe high-current distribution.

## **CEE Industrial Plugs & Sockets (16A–125A) ..... 18 - 22**

Straight/angled plugs, inline couplers, panel inlets/outlets, and accessories to IEC 60309.

## **Industrial & Home Appliance (16A–30A) ..... 23 - 28**

Turn-Lok, Schuko, and multi-pin mains connectors for tools and appliances.

## **Professional Entertainment ..... 29 - 45**

Socapex (19P/7P), Stage Pin, power leads, XLR (connectors/rings/boxes/adaptors to RJ45), E-Armor, DATAPLEX cable, Versatile Sockets, and lighting bars, tour-grade, numbered, and rigging-friendly for fast show builds.

## **Power Distribution Box ..... 46 - 53**

Linear, metal, rubber, and PA power boxes, multi-outlet distros with optional protection and metering, optimized for truss, rack, or floor deployment.

## **Cable & Assembly ..... 54 - 59**

19-core trunks, 3-core power leads, Y-splitters, and cable rollers, custom lengths and gauges with rugged jackets, strain relief, clear circuit ID, and reels for tidy transport.

## **Multi-Cable Tester ..... 60 - 62**

Dr. SOCA, Dr. Harting, 19P testers, and Digi-Check, portable instruments for continuity, pin-mapping, and wiring diagnostics with quick pass/fail indication.

## **Cable Management Accessories ..... 63 - 73**





















KU-HAND carriers, cable crossover ramps, ties, and tapes, practical tools to bundle, protect, and route cables safely with ergonomic handling and residue-controlled adhesives.

## Safety & Responsibility Statement Foreword

- Connector selection must account for ambient temperature, installation method/routing, heat dissipation, conductor material, and other relevant factors; the tables are for preliminary evaluation only.
- Always comply with local regulations and follow the guidance of licensed electricians or qualified engineers.

## Electrical Wiring Color Code

Three-phase electrical systems use standardized wiring color codes to clearly identify each conductor. These codes, covering both AC and DC distribution, vary by region and have been revised over time. In a typical five-wire three-phase supply, the conductors are: protective earth (PE/earth/ground), neutral (N), and three-phase conductors (L1, L2, L3, also called line / live).

Region	Line 1 (L1)	Line 2 (L2)	Line 3 (L3)	Neutral (N)	Earth (E)
<b>Europe &amp; UK</b>	 Brown	 Black	 Grey	 Blue	 Green
<b>UK (Old)</b>	 Red	 Yellow	 Blue	 Black	 Green
<b>Australia</b>	 Red	 White	 Blue	 Black	 Green
<b>USA</b>	 Black	 Red	 Blue	 White	 Green


## Amperage Conversion Chart

This is a quick-reference chart showing the current (amps) drawn at various wattage levels for standard single and three-phase voltages.

Power (W)	Single-Phase			Three-Phase Balanced Load	
	120V (A)	240V (A)	480V (A)	240V (A)	TP 480V (A)
100	0.83	0.42	0.21	0.24	0.12
200	1.67	0.83	0.42	0.48	0.24
300	2.5	1.25	0.62	0.72	0.36
400	3.33	1.67	0.83	0.96	0.48
500	4.17	2.08	1.04	1.2	0.6
600	5	2.5	1.25	1.44	0.72
700	5.83	2.92	1.46	1.68	0.84
1000	8.33	4.17	2.08	2.41	1.2
1500	12.5	6.25	3.12	3.61	1.8
2000	16.67	8.33	4.17	4.81	2.41
2500	20.83	10.42	5.21	6.01	3.01
3000	25	12.5	6.25	7.22	3.61
4000	33.33	16.67	8.33	9.62	4.81
5000	41.67	20.83	10.42	12.03	6.01
6500	54.17	27.08	13.54	15.64	7.82
8000	66.67	33.33	16.67	19.25	9.62
10000	83.33	41.67	20.83	24.06	12.03

## MM<sup>2</sup> to AWG Conversion

AWG	mm <sup>2</sup>
30	0.05
28	0.08
26	0.14
24	0.25
22	0.34
21	0.38
20	0.5
18	0.75
17	1.0
16	1.5
14	2.5
12	4.0
10	6
8	10
6	16
4	25
2	35
1/0	50
2/0	70
3/0	95
4/0	120
300 MCM	150
350 MCM	185
500 MCM	240
600 MCM	300
750 MCM	400
1000 MCM	500



## Nonimal Current Carrying Capacity of Cable

Suitable Cable Cross Section Area (mm <sup>2</sup> )	Nominal Current Rating (Amps)
1.5	<16
2.5	20
4.0	22-29.9
6	30-38.9
10	39-53.9
16	54-72
25	71-93
50	117-146
70	147-179
95	180-215
120	216-249
150	250-286
185	287-333
240	334-400

## Color Code Clock Position

The operating voltage is identified by conventional colors as shown in table below

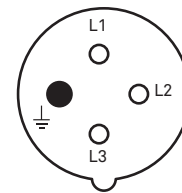
Rated Voltage	Color
110-130V	Yellow
200-250V	Blue
380-480V	Red
500-690V	Black

## Position of the Earth Contact

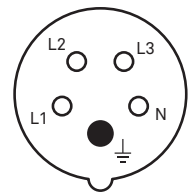
(Front View)



220V 3p = 6h  
2P+E (3p)

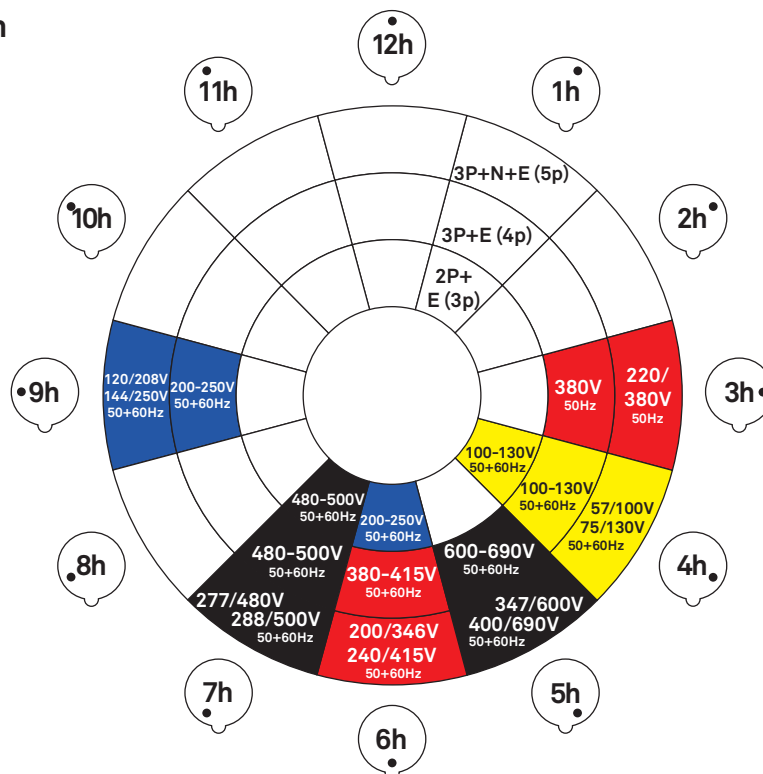


220V 4p = 9h  
3P+E (4p)



400V 5p = 6h  
3P+N+E (5p)

## Clock Face Position



## POWERFIT Connectors

PowerFit connectors are well fabricated and compatible with major brands of single-pole power connector. The innovative and patent key releasing pin, particularly embedded on each line source and panel source, delivers great safety and convenience without additional tool while uncoupling.

PowerFit is made in high standards. Full series employ high impact and temperature resistance thermoplastic, with flame retardant compound. Ergonomic rubber hand grip on each line connector provides the great comfort to the utility. The M40 cable gland comes standard and while connectors mated, it becomes IP67 rated. Unsurpassed pushing button design makes the handling of coupling and uncoupling easier. Respective phase and line information is clearly marked on the connectors for easy identification. The contact is made of brass with silver-plated, providing excellent conductivity. Cotter pin is made of POM featuring great insulation, high stiffness, low friction and absorbent.

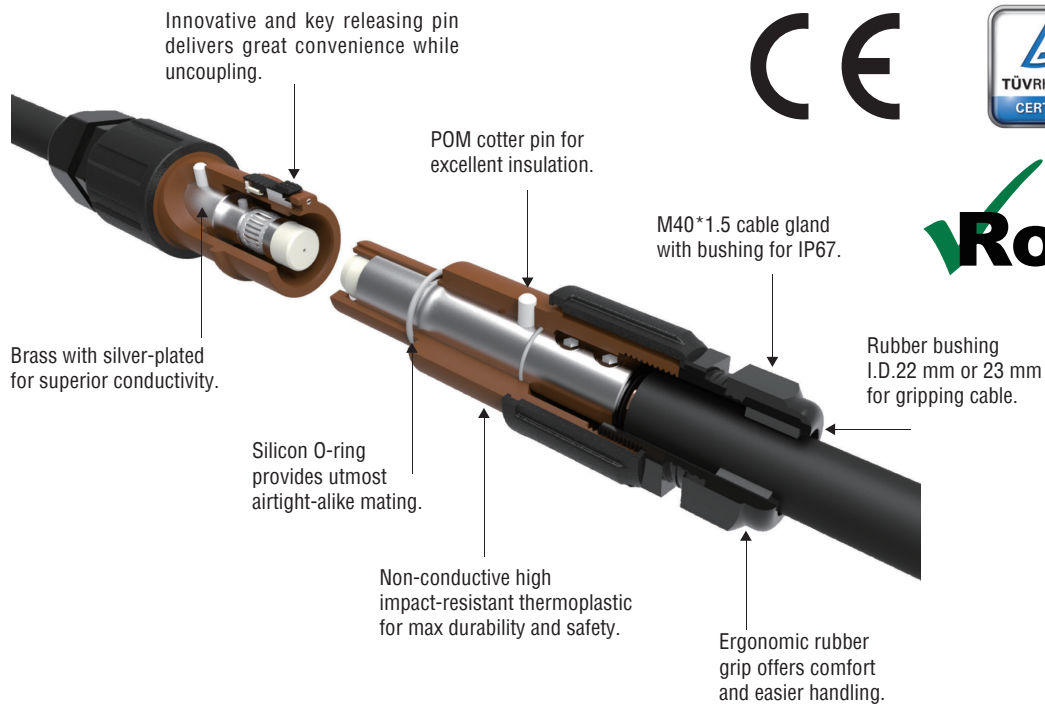
### Technical Information

- Current Rating: 400A continuous with 120mmsq 660A continuous with 240mmsq cable.
- Withstanding Voltage: 1000Vac.
- Test Voltage: 4500Vac.
- Short Circuit Rating: Up to 35.5kA.
- Insulation Resistance: >5000 M Ohms at 500Vac.
- Working Temperature: 45 to 85 Degree C
- Contact Type: Set Screw.
- Set Screw Torque on Brass Contact: 10.5 N/meter (minimum required).
- Mating Cycle: 500
- Flammability: UL94-V0.
- CE and RoHS compliant.

- Contact Resistance: 0.1m Ohms.
- IP rating while mated: IP67.
- Contact Material: Brass with silver-plated.
- Housing Material: High Impact Resistant Thermoplastic.
- Cotter Pin Material: POM.



**YOUTUBE**  
**POWERFIT 400A SINGLE POLE**  
**POWER CONNECTOR**



Innovative push-to-release design makes the uncoupling handy without additional tool. This can be dismantled through small slotted screwdriver if needed.



M40 cable gland comes with two rubber sleeves (I.D. 23mm and 33mm) for the greatest flexibility with fitting the cable.



R120 reduction sleeve made of brass with silver-plated for accommodating up to dia. 16.50mm wire.

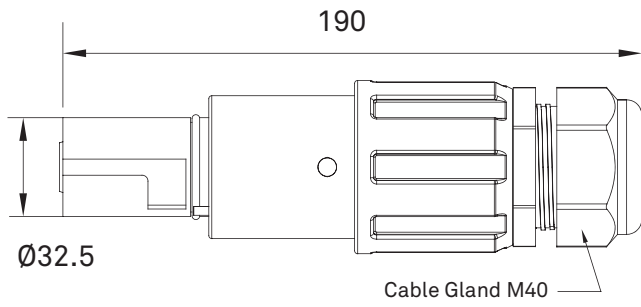


Comfort handling with superior & ergonomic rubber grip.

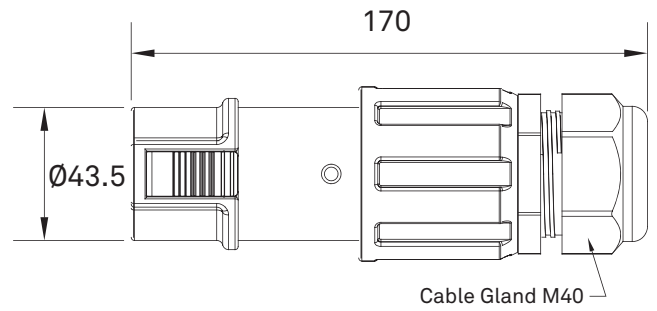


Shorter cotter pin for line source; longer one for line drain. For safety, never reuse cotter pin.

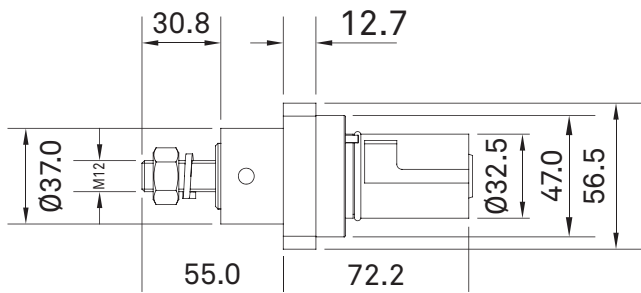
Line Drain



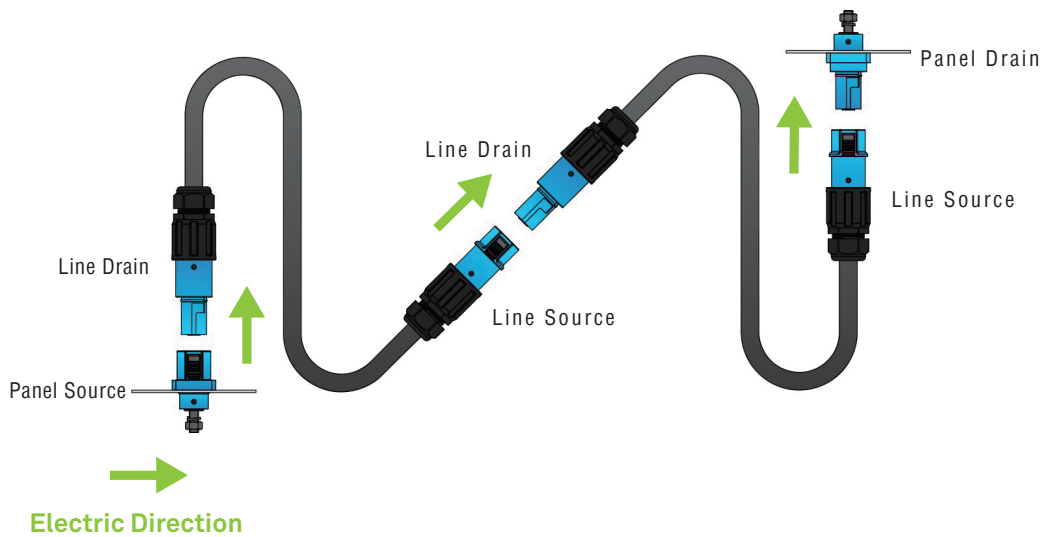
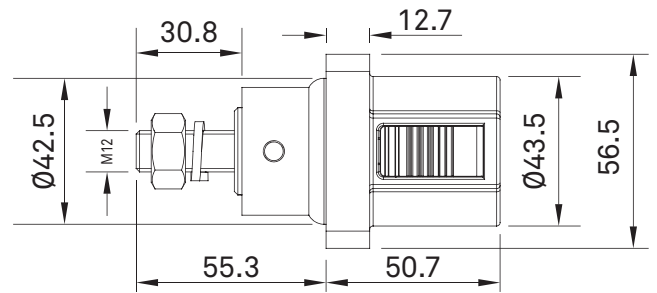
Line Source



Panel Drain



Panel Source



PowerFit Range Order Code

Type	Key Position	Color	Contact Type	Cable Size	Cable Gland Range
LS = Line Source	1 = Line 1	BN = Brown	S = Set Screw	120 = 120mmsq	M40A = 19-28mm
LD = Line Drain	2 = Line 2	BK = Black	C = Crimp	240 = 240mmsq	M40B = 22-32mm
PS = Panel Source	3 = Line 3	GY = Gray	T6 = 660A Panel Mount	300 = 300mmsq	M50 = 30-38mm
PD = Panel Drain	N = Neutral	BL = Blue			
	E = Earth	R = Red			
		W = White			
		Y = Yellow			
		GN = Green			

Line Drain



PFLD-**1BN** **2BK** **3GY** **NBL** **EGN-S120M40A**  
**1R** **2W** **3BL** **NBK**


PowerFit 400A In-line Drain Connector

Line Source



PFLS-**1BN** **2BK** **3GY** **NBL** **EGN-S120M40A**  
**1R** **2W** **3BL** **NBK**

PowerFit 400A In-line Source Connector



Remove the cable gland and take out the contact.



Put the contact into the insulator and adjust to align the cotter pin hole



Strip back the cable jacket by around 33mm, then slide on the reduction sleeve over the exposed conductor strand.



When inserting the cotter pin into the insulator, it is easier to hammer it in from the chamfered side of the cotter pin.



Slide the cable with reduction sleeve into the contact, then use a 5mm a/f allen key to tighten both set screws. 10.5N/meter (min. required)



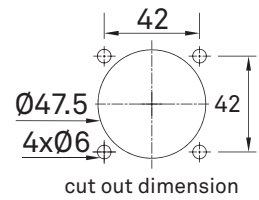
Screw the cable gland, and have an overall check.

## Panel Source

- With a male contact, mating with Line Drain.
- Secondary spring pin engages with a slot of source connector to prevent the connector from being uncoupled.

### Features

- With a male contact, mates with Line Drain.
- Supplied with M12 threaded post with brass nut and spring washer for cable attachment.
- Color coded and mechanically keyed to prevent mating errors.
- Contacts fitted with a plastic end cap to prevent accidental touching of live parts.
- IP 2X finger protection against electric shock.
- 4 x dia. 5.5mm fixing holes on the flange.



PFPS- **1BN** **2BK** **3GY** **NBL** **EGN**  
**1R** **2W** **3BL** **NBK**

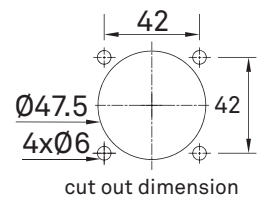
PowerFit 400A Panel Source Connector

## Panel Drain

- With a female contact, mating with Line Source.
- Innovative patent key-release pin for easy uncoupling without additional tool.


### Features

- With a female contact, mates with Line Source.
- Supplied with M12 threaded post with brass nut and spring washer for cable attachment.
- Color coded and mechanically keyed to prevent mating errors.
- Contacts fitted with a plastic end cap to prevent accidental touching of live parts.
- IP 2X finger protection against electric shock.
- 4 x dia. 5.5mm fixing holes on the flange.



PFPD- **1BN** **2BK** **3GY** **NBL** **EGN**  
**1R** **2W** **3BL** **NBK**

PowerFit 400A Panel Drain Connector



Remove the M12 nut and washer from the threaded post.



Fit the terminal over the threaded post



Screw the connector on the panel



Refit the washer and nut onto the threaded post, then tighten to max. of 12N/m

Rugged rubber power distribution boxes with a compact cubic form, factory-built with CE-conformant 400 A PowerFit receptacles. The Three-Fer layout, one single-pole input feeding three lockable outputs maximizes on-site flexibility and load sharing. Housings are fully insulated, flame-retardant, and UV-resistant, with European phase color coding for fast, error-free identification.

**400A Powerfit Rubber Cubic Power Distro Box**



**PDB-C1303BN**  
For EN harmonized L1(Brown) connecting



**PDB-C1303BK**  
For EN harmonized L2(Black) connecting



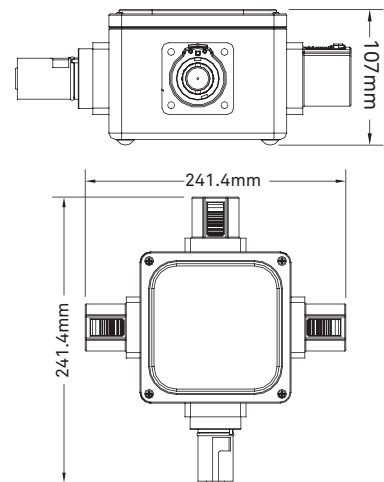
**PDB-C1303GY**  
For EN harmonized L3(Gray) connecting



**PDB-C1303B**  
For EN harmonized N(Blue) connecting



**PDB-C1303G**  
For EN harmonized E(Green) connecting



**POWERFIT Weatherproof Protective Cover**

**Protects exposed metal, keeps weather out when connectors are not mated.**

The PowerFit weatherproof protective cover is made of transparent polycarbonate, which is known for its toughness and durability. Allow for see-through visual identification, and designed to fit all compatible brands of connectors, regardless of the phase. This universal key design eliminates the need for multiple cap versions for different connectors, resulting in easier management and reduced investment in maintaining a diverse stock assortment. All covers have a metal cord lanyard for securing to their parent connector.



**PF-DCT-M**  
For panel source connector



**PF-DCT-F**  
For panel drain connector

## K-LOK 400A Single Pole Connector

Kupo manufactures the highest quality single pole connectors available. Kupo cam-type connector has a superior non-conductive retaining screw that passed through the entire contact for superior durability. These single pole connectors have been designed with ease of assembly and disassembly in mind, no special tools are required. K-LOK series connectors mate with compatible CAM products.

### Technical Information

Voltage Rating	600V Maximum	Contact Material	Brass
Amperage Rating	400A Maximum	Terminal Accommodation	#6, #4, #2, 2/0, 4/0 (Longer set screw required for #6 & #4)
Base Compound	Santoprene 105 °C rated	Retaining Pin Material	POM



**YOUTUBE**  
K-LOK 400A SINGLE POLE CONNECTOR



Wide range cable access form 0.33" to 1"



Double set screw terminations



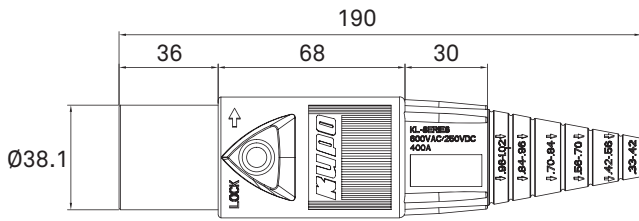
To fit smaller sizes of cable, the brass contact can be made with two smaller dimensions of cable-accessing hole upon request as following :

1. Dia. 16.90 mm ( Large hole; standard K-LOK )
2. Dia. 14.60 mm ( Medium hole; upon request )
3. Dia. 10.40 mm ( Small hole; upon request )

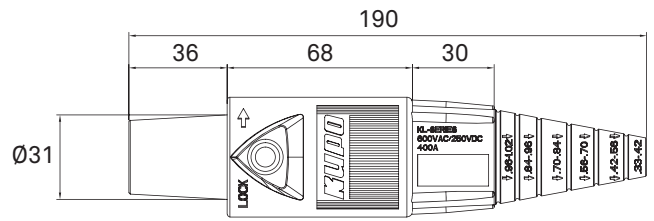


**KL-400-BS Retaining Pin**  
Retaining pin for 400A K-LOK

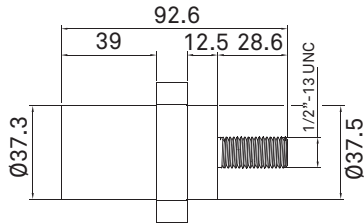
Line Male



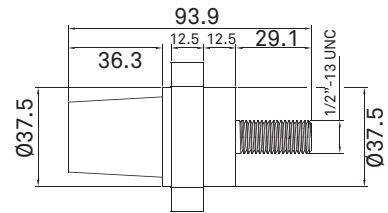
Line Female



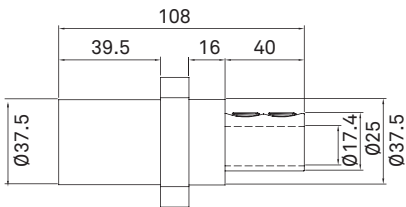
Panel Male



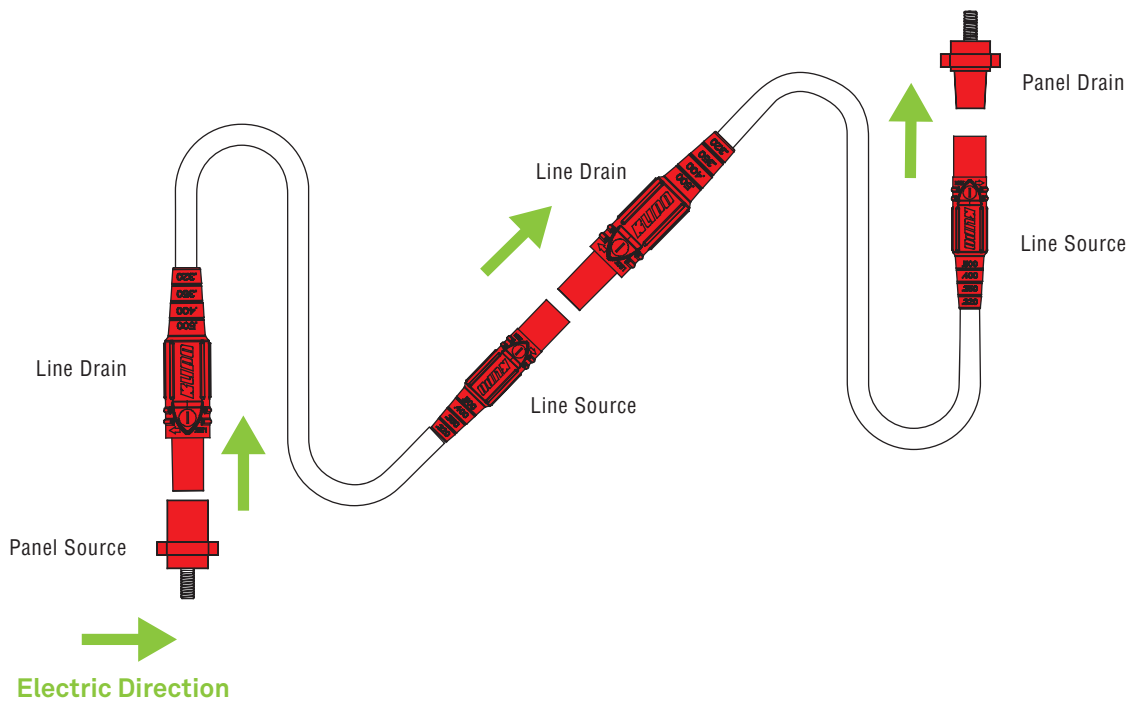
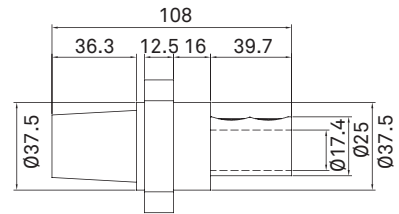
Panel Female



Receptacle Male



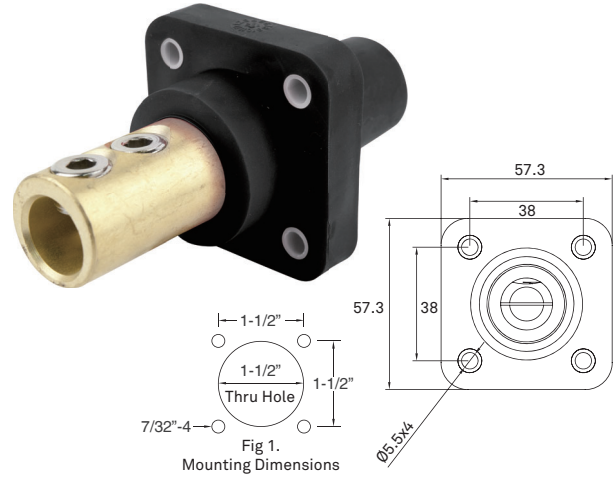
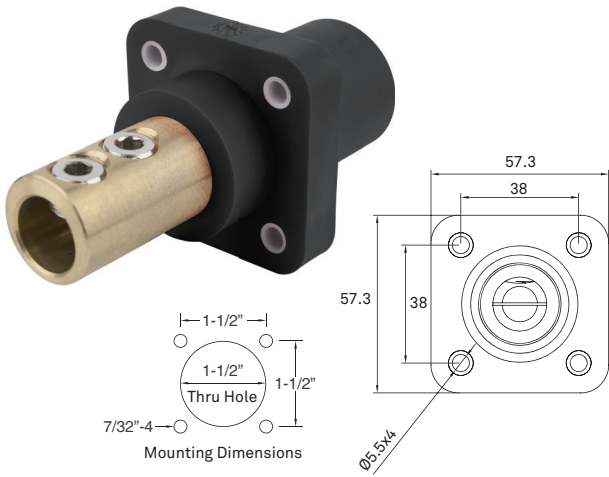
Receptacle Female



BN
GY
Y
O  
**KL-400LM**
BK
R
B
W
G  
 K-LOK 400A In-Line Male Type

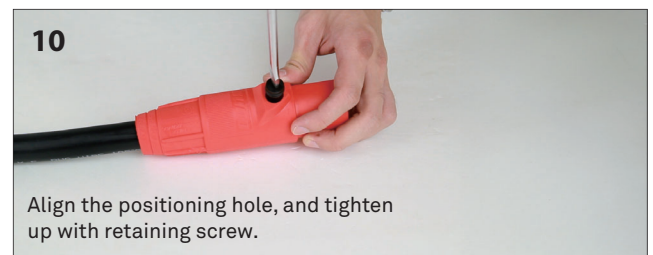

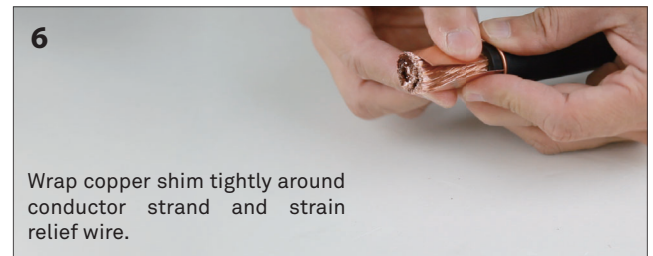
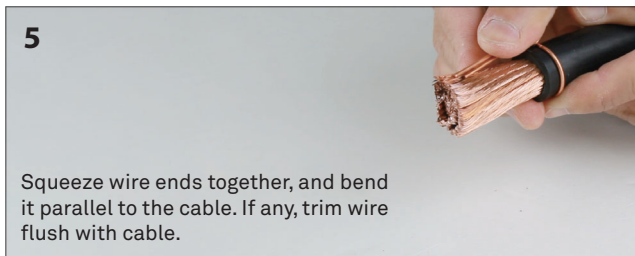
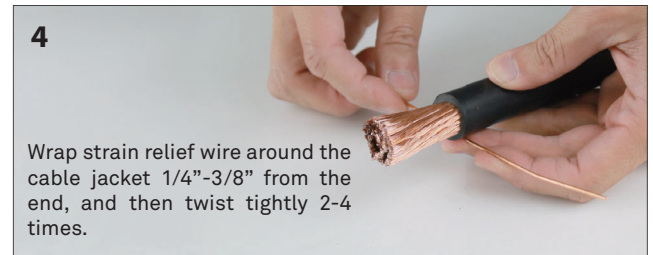




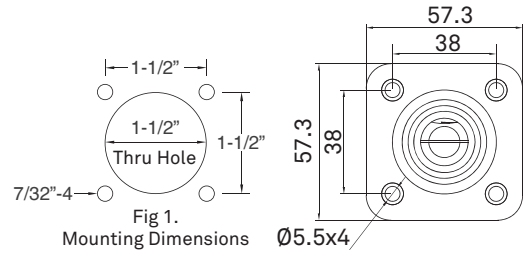
BN
GY
Y
O  
**KL-400LF**
BK
R
B
W
G  
 K-LOK 400A In-Line Female Type



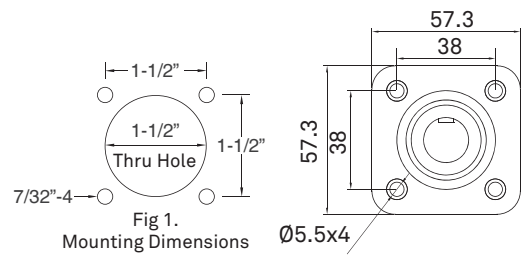
**BN GY Y O**  
**KL-400SSM BK R B W G**  
 K-LOK 400A Receptacle Male  
 (Double Set Screw Type)

**BN GY Y O**  
**KL-400SSF BK R B W G**  
 K-LOK 400A Receptacle Female  
 (Double Set Screw Type)






**KL-400SMBK R B W G BN GY Y O**  
K-LOK 400A Panel Male (Thread-Stud Type)



**KL-400SF BK R B W G BN GY Y O**  
K-LOK 400A Panel Female (Thread-Stud Type)



1 Remove the M12 nut and washer from the threaded post.



2 Screw the connector on the panel



3 Fit the terminal over the threaded post



4 Refit the washer and nut onto the threaded post, then tightn to max. of 12N/m

### 400A Single Pole Distribution Box

Power distribution box for 400A single pole connector. Equipped with sturdy PA plastic box, this distro block is durable with most portability. It comes with 1-Male 400A and 6-Female 400A panel mount connector. Dust cover is outfitted on all inlet and outlet offering greatest protection. Available with 7 colors of 400A connectors.



**PDB-P16400BK**



**PDB-P16400R**



**PDB-P16400B**



**PDB-P16400W**

### 400A Single Pole Tapping T Connector

Inline adaptor in form of Male -Female-Female. Consist of Santoprene insulation sleeve and brass contact. Rated for max. 400Amp / 600Volts. Compatible with major brands of cam type connectors. Available with blue, red, black, white and green.



**KL-400MFFBK**



**KL-400MFFR**



**KL-400MFFB**



**KL-400MFFW**



**KL-400MFFG**

### 400A Single Pole Molded Three-Fer

Inline adaptor in form of Male-Female-Female-Female. Three female output connectors molded with 3 feet 4/O cable to one male input connector. Rated for max. 400Amp / 600Volts. Compatible with major brands of cam type connectors. Available with blue, red, black, white and green.



**KL-400MM3FBK**



**KL-400MM3FR**



**KL-400MM3FB**



**KL-400MM3FW**



**KL-400MM3FG**



**KL-400M3FBK**



**KL-400M3FR**



**KL-400M3FB**



**KL-400M3FW**




**KL-400M3FG**

Made of rubber cubic box featuring sturdy and robust housing. This range of distro boxes are fabricated with cUL-listed 400A K-LOK and 150A K-LOK receptacles, as well as CE-approval 400A PowerFit receptacles. The boxes are made as Three-Fer, one power input and three outlets, for the greatest electric utility. Boxes with K-LOK connectors comes with color-coded duct cover to get the protection again moisture and dust. Available in full electrical color code range in USA and Europe. Fully insulated, flame-retarded and UV resistant.

### 400A K-LOK Rubber Cubic Power Distro Box




**PDB-C1301BK**



**PDB-C1301R**



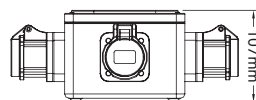
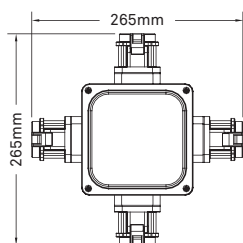
**PDB-C1301B**



**PDB-C1301W**



**PDB-C1301G**



## K-LOK 150A Single Pole Connector (Mini-Cam)

Mini-Cam is a series of 150 Amp light duty single pole connector in addition to heavy duty 400 Amp ones. Like its heavy duty family members, Mini-Cam is also constructed of Santoprene, possessing a superior performance in insulation. With enhanced features on safety designs and wider range of cable accommodation, Mini-Cam is the ideal and reliable connector for your own job.

### Technical Information

Voltage Rating	600V Maximum	Contact Material	Brass
Amperage Rating	150A Maximum	Terminal Accommodation	#8, #6, #4, #2
Base Compound	Santoprene 105 °C rated	Retaining Pin Material	POM

### Features

- Cable accommodation from #8 AWG to #2 AWG (for cable outside diameter up to 13.60 mm).
- POM (Polyformaldehyde) ring is two times longer than others for fully encompassing the brass contact for excellent insulation.
- Housing with large ribs for comfort gripping; prolonged body helps user to hold it firmly.
- Two additional longer set screws are supplied for maximum flexibility when smaller cable is used.
- Compatible with other brands of 150A cam-type connector.
- UL/CUL Certified



Double set screws ensure the cable sits firmly in position; longer set screws are supplied for securing smaller cables.



Boot made of UV-resistant Santoprene, providing excellent protection. Safer and more durable.



Cable size or cut-length identification clearly engraved on the boot.

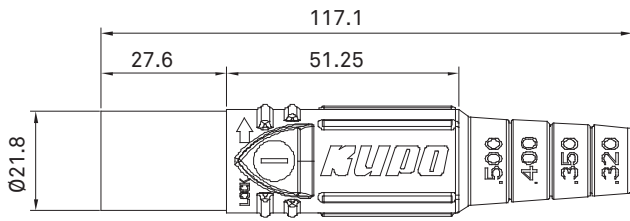


The tension hole at rear side of split contact retains the contact from over pressed, so as to prevent the loose mating after several time of uses.

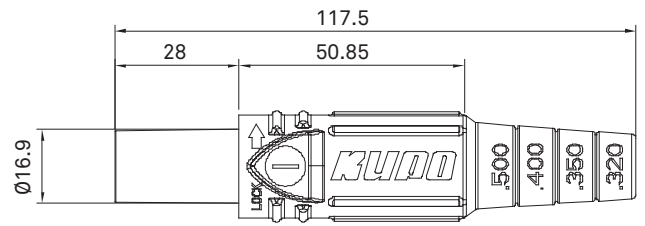


**KL-150-BS Retaining Pin**  
Retaining pin for 150A K-LOK

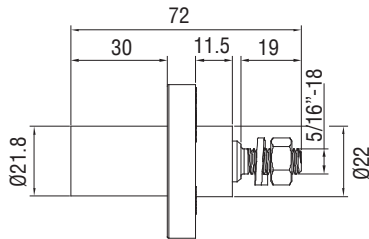
Line Male



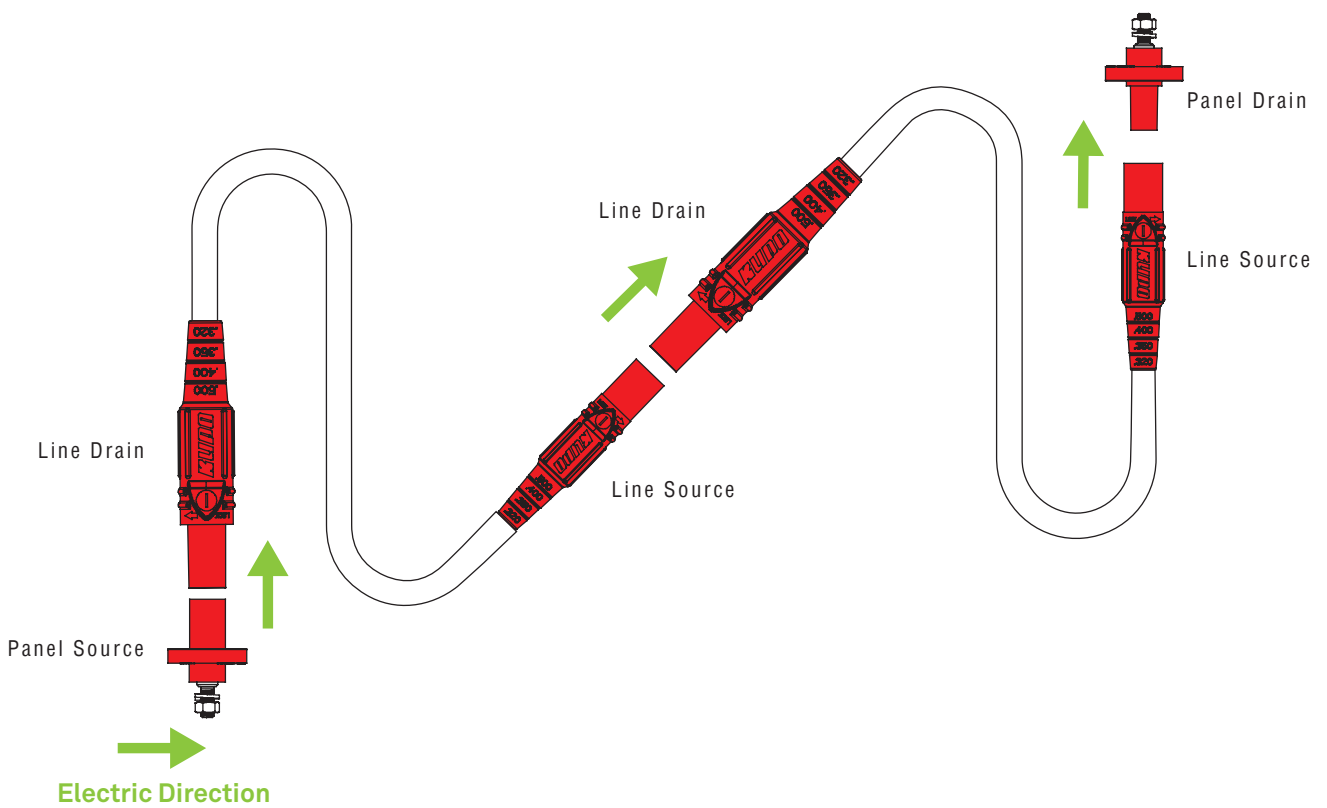
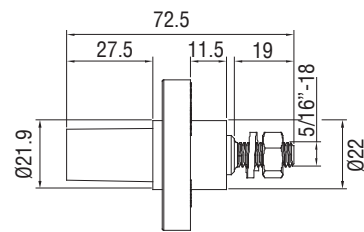
Line Female



Panel Male



Panel Female

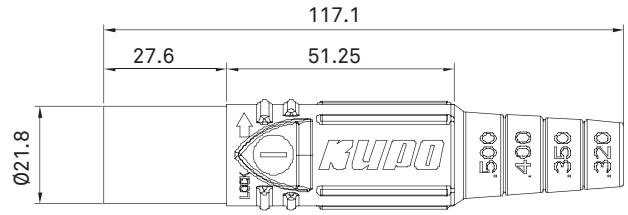


K-LOK Ordering Code Structure

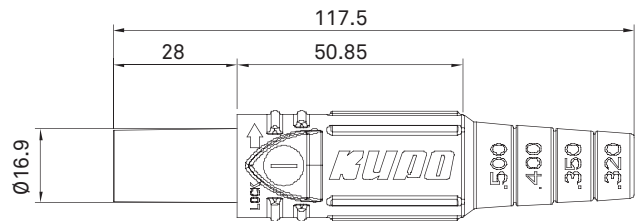
Series	Ampacity Rating	Type	Color	Cable Size (AWG)
KL	150	LM = Line Male	BK = Black	150A: #8 - #2
	400	LF = Line Female	R = Red	400A: #6 - 4/0
		SM = Panel Male (Screw & Nut)	B = Blue	
		SF = Panel Female (Screw & Nut)	W = White	
		SSM = Receptacle Male (Screw & Nut)*	G = Green	
		SSF = Receptacle Female (Screw & Nut)*	BN = Brown	
			GY = Gray	
			O = Orange**	
			Y = Yellow**	

\* Receptacle Male and female types are only available for the 400A connector.

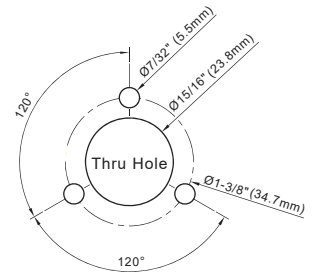
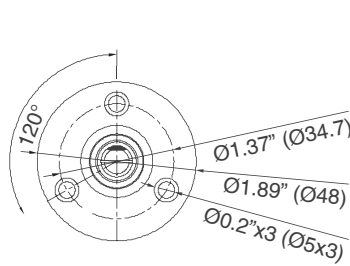
\*\* Orange / Yellow colors are only available for the 400A connector.



**KL-150LM** BK R B W G BN GY  
K-LOK 150A In-Line Male Type

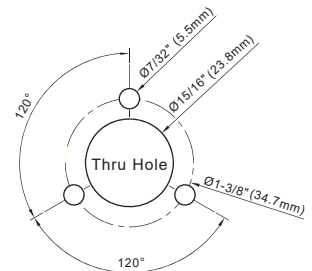
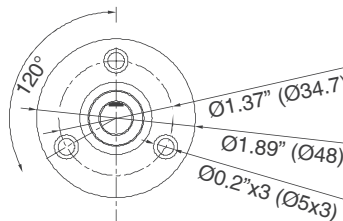


**KL-150LF** BK R B W G BN GY  
K-LOK 150A In-Line Female Type



Mounting Dimensions

**KL-150SM** BK R B W G BN GY  
K-LOK 150A Panel Male (Thread-Stud Type)

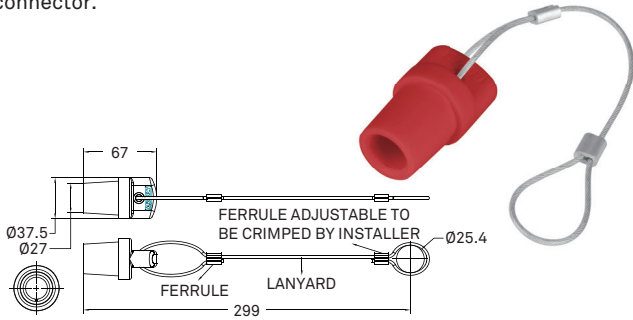


Mounting Dimensions

**KL-150SF** BK R B W G BN GY  
K-LOK 150A Panel Female (Thread-Stud Type)

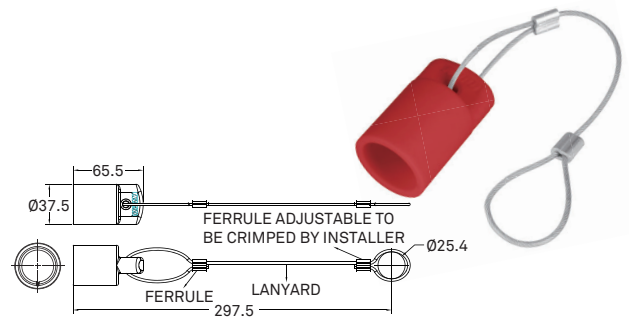
### K-LOK Protective Cap

Available in both inline male and female variants, K-LOK Protective Cap is designed to seamlessly complement your cam-type connectors, ensuring a secure fit to meet NEMA 3R rating and safeguarding against dust, debris, and environmental elements. Crafted from high-quality Santoprene, the same durable material utilized in 400A & 150A connectors, this product guarantees exceptional reliability and longevity. Each cap comes equipped with a convenient lanyard for effortless attachment. Offered in a variety of colors to match the aesthetics of inline connector.



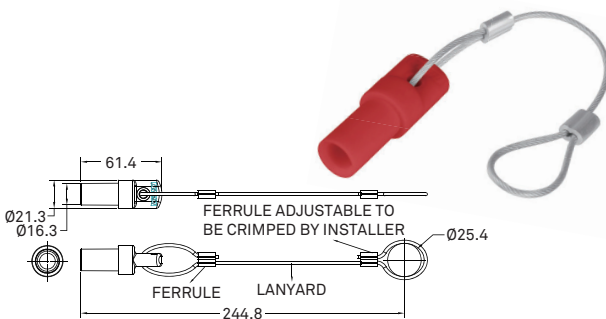
**BN GY Y O**

**KL-40MPC BK R B W G**  
For 400A inline male connector

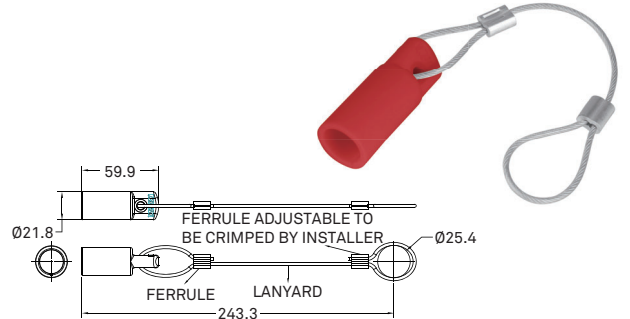


**BN GY Y O**

**KL-40FPC BK R B W G**  
For 400A inline female connector



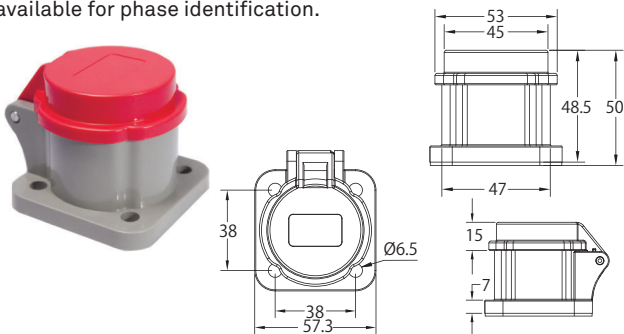
**KL-15MPC BK R B W G BN GY**  
For 150A inline male connector



**KL-15FPC BK R B W G BN GY**  
For 150A inline female connector

### K-LOK Weatherproof Snap Back Cover

Weatherproof snap back protective cover to fit all compatible brands of 400A cam type receptacles. Standard frame dimension allows retrofit existing application easily. The gasket offers a NEMA 3R rated environmental seal that provides a protection against falling rain, dust or frost, and also provides a safe way to cover exposed metal, while keeping the weather out when the receptacle is not used. Kupo Dust Cover is made from a high impact resistant, flame retardant ABS material and corrosion resistant stainless steel hardware. Five colors available for phase identification.

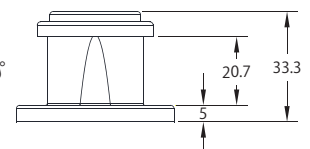
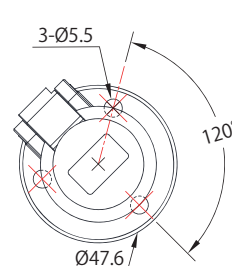
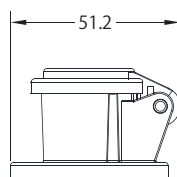


**KL-DC BK R B W G BN GY Y O**  
For 400A Cam-Type Receptacle



**KL-DCT**  
K-LOK Clear Dust Cover For 400A Cam-Type Receptacle

Clear Dust Cover (KL-DCT) is made of polycarbonate, a tough and durable plastic. It is totally transparent and features see-through visual identification. Assembled with stainless steel hardware but no gasket is supplied.



**KL-DC BK R B W G BN GY Y O 2**  
For 150A Cam-Type Receptacle

## KUPO CEE form Connector

CEE form (IEC 60309) industrial plugs and sockets, formerly known as “CEE 17”, are standardized, heavy-duty connectors engineered for reliable power distribution across harsh and varied environments. KUPO’s range covers 16–125 A and 110–400 V with keyed clock positions for correct mating, and is offered in IP44 splash-proof and IP67 watertight versions with CE marking for regulatory compliance.

Optimized for mainstream industrial use, these connectors serve manufacturing lines, construction sites and temporary power, generator and rental fleets, shipyards/shore power, utilities and water treatment, HVAC and pump systems, logistics hubs, and agricultural equipment. The B&B variant (blue lid /black body) provides clear 230–250 V visual identification while the low-glare black housing hides dirt and wear, ideal for heavy-duty installations.

### Technical Information

Amperage Rating	16-125 A	Contact Material	Nickel-Coated Brass (RoHS Certified)
Voltage Rating	110-400 V	No. of Pole	2P+E(3P), 3P+E(4P), 3P+N+E(5P)
IP Rating	IP44 / IP67	Base Compound	PA6(RoHS Certified)
Standard	IEC60309-1, IEC-60309-2 Compliance		

### IP67 - Watertight

#### Reliable Watertight Performance

A molded-in-place cover gasket preserves a long-lasting seal in demanding conditions.

#### Enhanced Safety with Earth Contact Design


Protective earth engages first and releases last to safeguard every mating cycle.

#### Secure Cable Retention

A heavy-duty cable grip delivers strong strain relief and resists accidental pull-out.

#### High-Strength, Non-Conductive Housing

Impact-resistant nylon construction boosts durability while enhancing electrical safety.



#### Sealed Grip with IP67 Protection

A turreted grip with an integral neoprene gasket provides dust-tight, watertight IP67 sealing.

#### Rugged Screw-Type Fitting

Screw coupling maximizes mechanical strength for stable performance in harsh use.

### IP44 - Splashproof

#### Enhanced Safety with Earth Contact Design

Protective earth engages first and releases last to safeguard every mating cycle.

#### Anti-Loosening Fin Structure

Fin-shaped housing resists loosening during mating, improving connection reliability.

#### Secure Cable Retention

Heavy-duty grip provides strong strain relief and prevents cable pull-out.



#### Quick-Lock Housing with Tool-Free Operation

Bayonet twist-lock enables tool-free open/close for faster installation.

#### High-Strength, Non-Conductive Housing

Impact-resistant nylon construction boosts durability while enhancing electrical safety.



### IP44 Watertight

- A practical and reliable solution for indoor and light-duty environments, the IP44 series provides splash-proof protection and versatile performance.
- Rated to IP44, offering resistance against splashing water and solid contaminants.
- Ideal for heavy commercial applications and light industrial use, where moderate protection is sufficient.
- Available in 16A and 32A versions, meeting the needs of various equipment and power distribution setups.

Amper	Poles	Wire	Clock position	Voltage/ Color coding	Plug (Inline Male)	Connector (Inline Female)	Inlet (Panel Male)	Receptacle (Panel Female)	IP Rating
16	3	2P+E	4h	110V	KHTN013-4	KHTN213-4	KHTN613-4	KHTN413-4	IP44
16	3	2P+E	6h	230V	KHTN013	KHTN213	KHTN613	KHTN413	IP44
16	4	3P+E	9h	230V	KHTN014-9	KHTN214-9	KHTN614-9	KHTN414-9	IP44
16	4	3P+E	6h	400V	KHTN014	KHTN214	KHTN614	KHTN414	IP44
16	5	3P+N+E	6h	400V	KHTN015	KHTN215	KHTN615	KHTN415	IP44
32	3	2P+E	4h	110V	KHTN023-4	KHTN223-4	KHTN623-4	KHTN423-4	IP44
32	3	2P+E	6h	230V	KHTN023	KHTN223	KHTN623	KHTN423	IP44
32	4	3P+E	9h	230V	KHTN024-9	KHTN224-9	KHTN624-9	KHTN424-9	IP44
32	4	3P+E	6h	400V	KHTN024	KHTN224	KHTN624	KHTN424	IP44
32	5	3P+N+E	6h	400V	KHTN025	KHTN225	KHTN625	KHTN425	IP44

### Reference Standard

#### EC 60309-1

Plugs, fixed or portable socket-outlets and appliance inlets for industrial purposes - Part 1: General requirements

#### IEC 60309-2

Plugs, fixed or portable socket-outlets and appliance inlets for industrial purposes - Part 2: Dimensional compatibility requirements for pin and contact-tube accessories




#### 1 Tool-Free & Quick-Lock Housing

Use a tool such as a screwdriver to press the latch inward, then twist the front housing to open.



#### 2 Easy Wiring and Secure Connections

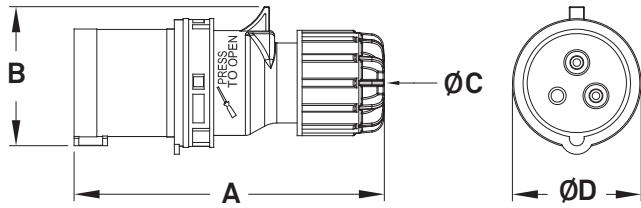
All terminal screws face the same direction for faster installation. Using wire ferrules on bare copper ensures maximum contact, stronger pull resistance, and safer connections.



#### 3 Anti-Loosening Fin Structure

The fin-shaped housing design keeps the connector cover securely locked after mating, preventing loosening and ensuring a stable connection.

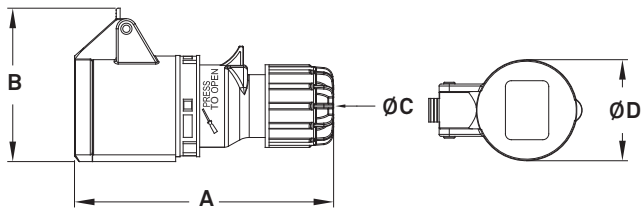
### IP44 Plug (Male)



- Housing Material: PA6
- Contacts: Nickel-Coated Brass
- IP44 Splash-proof
- Equipped with screw terminals

Poles	16A			32A		
	3	4	5	3	4	5
A [mm]	120	125	133	150	150	155
B [mm]	57	68	76	81	81	90
C [mm]	12	12	15	17	17	17
D [mm]	54	61	68	72	72	80
Wire flexible [mmsq]	1-2.5	1-2.5	1-2.5	2.5-6	2.5-6	2.5-6
Weight [g]	111	137	158	112	205	240

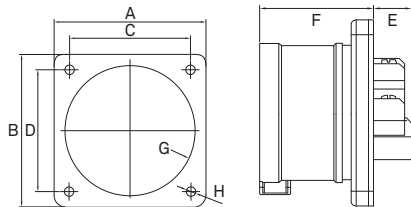
### IP44 Connector (Female)



- Housing Material: PA6
- Contacts: Nickel-Coated Brass
- IP44 Splash-proof
- Equipped with screw terminals

Poles	16A			32A		
	3	4	5	3	4	5
A [mm]	130	135	142	162	162	155
B [mm]	76	83	90	94	94	100
C [mm]	12	12	15	17	17	17
D [mm]	52	58	63	65	65	71
Wire flexible [mmsq]	1-2.5	1-2.5	1-2.5	2.5-6	2.5-6	2.5-6
Weight [g]	149	177	200	245	262	305

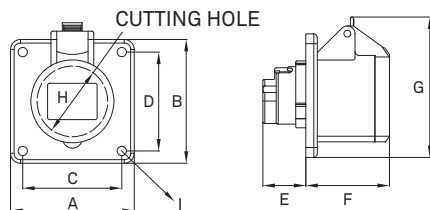
### IP44 Inlet (Panel Male)



- Housing Material: PA6
- Contacts: Nickel-Coated Brass
- IP44 Splash-proof
- Equipped with screw terminals

Poles	16A			32A		
	3	4	5	3	4	5
A/B [mm]	75	75	75	75	75	75
C/D [mm]	60	60	60	60	60	60
E [mm]	17	17	17	17	17	17
F [mm]	46	46	46	55	55	55
G [mm]	64	64	64	64	64	64
H [mm]	4.5	4.5	4.5	4.5	4.5	4.5
Wire flexible [mmsq]	1.5-4	1.5-4	1.5-4	2.5-10	2.5-10	2.5-10
Weight [g]	96	111	130	135	150	183

### IP44 Receptacle (Panel Female)



- Housing Material: PA6
- Contacts: Nickel-Coated Brass
- IP44 Splash-proof
- Equipped with screw terminals

Poles	16A			32A		
	3	4	5	3	4	5
A/B [mm]	62	75	75	75	75	75
C/D [mm]	47	60	60	60	60	60
E [mm]	26	27	27	30	30	30
F [mm]	52	52	52	63	52	63
G [mm]	85	87	91	64	64	64
H [mm]	43	50	56	93	87	100
I [mm]	4.5	4.5	4.5	4.5	4.5	4.5
Wire flexible [mmsq]	1.5-4	1.5-4	1.5-4	2.5-10	2.5-10	2.5-10
Weight [g]	123	148	168	188	210	242

### IP67 Watertight Series



- Engineered for maximum reliability in harsh environments, the IP67 series combines watertight construction with rugged durability.
- Certified to IP67 protection standards, ensuring complete resistance against dust and temporary immersion in water.
- High-strength thermoplastic housings withstand impact, mechanical stress, and corrosion, making them suitable for demanding applications.
- Advanced strain relief and sealing system guarantees superior cable retention and watertight conductor termination.
- Designed for outdoor, marine, and wash-down environments, where moisture and contaminants are a constant challenge.

Amper	Poles	Wire	Clock position	Voltage/ Color coding	Plug (Inline Male)	Connector (Inline Female)	Inlet (Panel Male)	Receptacle (Panel Female)	IP Rating
63	3	2P+E	4h	110V	KHTN0331-4	KHTN2331-4	KHTN6331-4	KHTN4331-4	IP67
63	3	2P+E	6h	230V	KHTN0331	KHTN2331	KHTN6331	KHTN4331	IP67
63	3	2P+E	9h	400V	KHTN0331-9	KHTN2331-9	KHTN6331-9	KHTN4331-9	IP67
63	4	3P+E	4h	110V	KHTN0341-4	KHTN2341-4	KHTN6341-4	KHTN4341-4	IP67
63	4	3P+E	9h	230V	KHTN0341-9	KHTN2341-9	KHTN6341-9	KHTN4341-9	IP67
63	4	3P+E	6h	400V	KHTN0341	KHTN2341	KHTN6341	KHTN4341	IP67
63	5	3P+N+E	4h	110V	KHTN0351-4	KHTN2351-4	KHTN6351-4	KHTN4351-4	IP67
63	5	3P+N+E	9h	230V	KHTN0351-9	KHTN2351-9	KHTN6351-9	KHTN4351-9	IP67
63	5	3P+N+E	6h	400V	KHTN0351	KHTN2351	KHTN6351	KHTN4351	IP67
125	3	2P+E	4h	110V	KHTN0431-4	KHTN2431-4		KHTN4431-4	IP67
125	3	2P+E	6h	230V	KHTN0431	KHTN2431		KHTN4431	IP67
125	3	2P+E	9h	400V	KHTN0431-9	KHTN2431-9		KHTN4431-9	IP67
125	4	3P+E	4h	110V	KHTN0441-4	KHTN2441-4		KHTN4441-4	IP67
125	4	3P+E	9h	230V	KHTN0441-9	KHTN2441-9		KHTN4441-9	IP67
125	4	3P+E	6h	400V	KHTN0441	KHTN2441		KHTN4441	IP67
125	5	3P+N+E	4h	110V	KHTN0451-4	KHTN2451-4	KHTN6451-4	KHTN4451-4	IP67
125	5	3P+N+E	9h	230V	KHTN0451-9	KHTN2451-9	KHTN6451-9	KHTN4451-9	IP67
125	5	3P+N+E	6h	400V	KHTN0451	KHTN2451	KHTN6451	KHTN4451	IP67

### Reference Standard

#### EC 60309-1

Plugs, fixed or portable socket-outlets and appliance inlets for industrial purposes - Part 1: General requirements


#### IEC 60309-2

Plugs, fixed or portable socket-outlets and appliance inlets for industrial purposes - Part 2: Dimensional compatibility requirements for pin and contact-tube accessories




#### Rugged Screw-Fastened Housing

Screw-secured housing and coupling for 63A/125A CEE form connectors, ensuring maximum strength and reliable performance in harsh conditions.




#### Easy Wiring and Secure Connections

All terminal screws face the same direction for faster installation. Using wire ferrules on bare copper ensures maximum contact, stronger pull resistance, and safer connections.



#### Sealed Grip with IP67 Protection

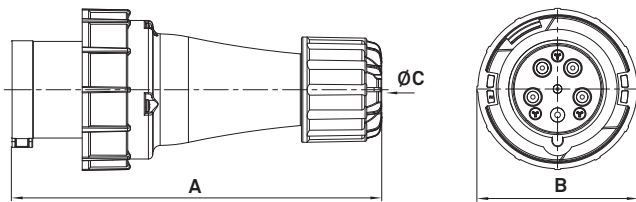
Rotate the plug's turreted grip after mating to lock, ensuring dust-tight and watertight IP67 protection.



#### Rugged Screw-Type Fitting

Tighten the screw coupling to achieve maximum mechanical strength and stability, ensuring reliable performance in demanding conditions. (For 125A Version Only)

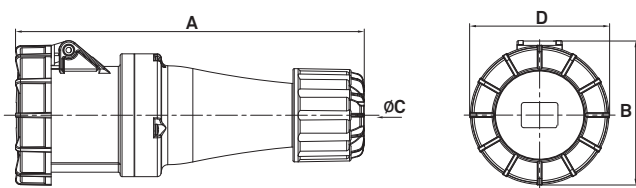
### IP67 Plug (Male)



- Housing Material: PA6
- Contacts: Nickel-Coated Brass
- IP67 watertight-rated
- Equipped with screw terminals

Poles	63A			125A		
	3	4	5	3	4	5
A [mm]	260	260	260	301	301	301
B [mm]	114	114	114	126	126	126
C [mm]	32	32	32	45	45	45
Wire flexible [mmsq]	6-16	6-16	6-16	16-50	16-50	16-50
Weight [g]	680	690	790	1090	1200	1260

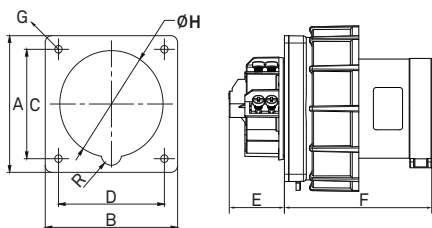
### IP67 Connector (Female)



- Housing Material: PA6
- Contacts: Nickel-Coated Brass
- IP67 watertight-rated
- Equipped with screw terminals

Poles	63A			125A		
	3	4	5	3	4	5
A [mm]	260	260	260	319	319	319
B [mm]	114	114	114	130	130	130
C [mm]	32	32	32	45	45	45
D [mm]	111	111	111	127	127	127
Wire flexible [mmsq]	6-16	6-16	6-16	16-50	16-50	16-50
Weight [g]	770	820	860	1200	1380	1400

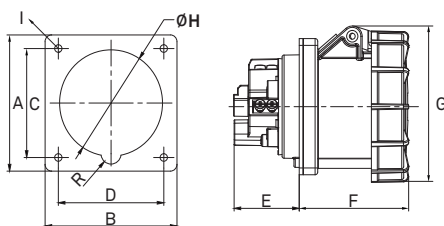
### IP67 Inlet (Panel Male)



- Housing Material: PA6
- Contacts: Nickel-Coated Brass
- IP67 watertight-rated
- Equipped with screw terminals

Poles	63A			125A		
	3	4	5	3	4	5
A/B [mm]	100	100	100	120	120	120
C/D [mm]	80	80	80	100	100	100
E [mm]	39	39	39	58	58	58
F [mm]	101	101	101	131	131	131
G [mm]	5.5	5.5	5.5	5.5	5.5	5.5
H [mm]	73	73	73	73	73	73
Wire flexible [mmsq]	6-25	6-25	6-25	25-70	25-70	25-70
Weight [g]	625	650	680			1250

### IP67 Receptacle (Panel Female)



- Housing Material: PA6
- Contacts: Nickel-Coated Brass
- IP67 watertight-rated
- Equipped with screw terminals

Poles	63A			125A		
	3	4	5	3	4	5
A/B [mm]	100	100	100	120	120	120
C/D [mm]	80	80	80	100	100	100
E [mm]	39	39	39	58	58	58
F [mm]	95	95	95	107	107	107
G [mm]	115	115	115	130	130	130
H [mm]	73	73	73	87	87	87
I [mm]	5.5	5.5	5.5	5.5	5.5	5.5
Wire flexible [mmsq]	6-25	6-25	6-25	25-70	25-70	25-70
Weight [g]	450	560	607	750	945	1060

## Turn-Lok, Nema Locking Connector

TURN-LOK connectors are the choice for quality electrical demand. UL and cUL listed, and also made to comply with NEMA 20A and 30A configuration. It is constructed of sturdy Nylon, PBT (thermoplastic) and premium grade of copper alloy, ensuring the durability and reliability for power connection. Turn-Lok is available in both receptacles and plugs for voltage AC125/250V, and covering up the needs for single and three phase applications.

### Specification

- Material: Nylon and PBT (thermoplastic) for line male and female; PBT only for socket receptacle.
- Terminals: 1.8mm Copper alloy for 30A line male/female, 1.6mm copper alloy for 20A line male / female, 1.2mm copper alloy for receptacle.
- Terminal screw: #10 screws bronze.
- Wire accommodation: AWG #12 wire (for 20A connectors) / AWG #10 wire (for 30A connectors).



### Features

- Ribbed main body for firm and secure gripping.
- Constructed of PBT (thermoplastic) and Nylon for greater impact-resistance and insulation.
- Screw-type cord grip for maximum tightening force.



#### ATL-520LP Locking Plug

Pin: 3 / AMP: 20 / Voltage: 125  
NEMA: L5-20P



#### ATL-620LP Locking Plug

Pin: 3 / AMP: 20 / Voltage: 250  
NEMA: L6-20P



#### ATL-530LP Locking Plug

Pin: 3 / AMP: 30 / Voltage: 125  
NEMA: L5-30P



#### ATL-630LP Locking Plug

Pin: 3 / AMP: 30 / Voltage: 250  
NEMA: L6-30P



#### ATL-1420LP Locking Plug

Pin: 4 / AMP: 20 / Voltage: 125 / 250  
NEMA: L14-20P



#### ATL-1430LP Locking Plug

Pin: 4 / AMP: 30 / Voltage: 125 / 250  
NEMA: L14-30P



#### ATL-1520LP Locking Plug

Pin: 4 / AMP: 20 / Voltage: 250  
NEMA: L15-20P



#### ATL-1530LP Locking Plug

Pin: 4 / AMP: 30 / Voltage: 250  
NEMA: L15-30P



#### ATL-1620LP Locking Plug

Pin: 4 / AMP: 20 / Voltage: 480  
NEMA: L16-20P



**ATL-515P** Inline Plug

Pin: 3 / AMP: 15 / Voltage: 125  
NEMA: 5-15P



**ATL-520P** Inline Plug

Pin: 3 / AMP: 20 / Voltage: 125  
NEMA: 5-20P



**ATL-615P** Inline Plug

Pin: 3 / AMP: 15 / Voltage: 250  
NEMA: 6-15P



**ATL-620P** Inline Plug

Pin: 3 / AMP: 20 / Voltage: 250  
NEMA: 6-20P



**ATL-520C**  
Locking Cord Connector

Pin: 3 / AMP: 20 / Voltage: 125  
NEMA: L5-20C



**ATL-620C**  
Locking Cord Connector

Pin: 3 / AMP: 20 / Voltage: 250  
NEMA: L6-20C



**ATL-530C**  
Locking Cord Connector

Pin: 3 / AMP: 30 / Voltage: 125  
NEMA: L5-30C



**ATL-630C**  
Locking Cord Connector

Pin: 3 / AMP: 30 / Voltage: 250  
NEMA: L6-30C



**ATL-1420C**  
Locking Cord Connector

Pin: 4 / AMP: 20 / Voltage: 125 / 250  
NEMA: L14-20C



**ATL-1430C**  
Locking Cord Connector

Pin: 4 / AMP: 30 / Voltage: 125 / 250  
NEMA: L14-30C



**ATL-1520C**  
Locking Cord Connector

Pin: 4 / AMP: 20 / Voltage: 250  
NEMA: L15-20C



**ATL-1530C**  
Locking Cord Connector

Pin: 4 / AMP: 30 / Voltage: 250  
NEMA: L15-30C



**ATL-1620C**  
Locking Cord Connector

Pin: 4 / AMP: 20 / Voltage: 480  
NEMA: L16-20C



**ATL-515CF**  
Inline Connector

Pin: 3 / AMP: 15 / Voltage: 125  
NEMA: 5-15C



**ATL-520CF**  
Inline Connector

Pin: 3 / AMP: 20 / Voltage: 125  
NEMA: 5-20C



**ATL-615CF**  
Inline Connector

Pin: 3 / AMP: 15 / Voltage: 250  
NEMA: 6-15C



**ATL-620CF**  
Inline Connector

Pin: 3 / AMP: 20 / Voltage: 250  
NEMA: 6-20C



**ATL-1420FI**  
Locking Flange Inlet  
Pin: 4 / AMP: 20 / Voltage: 125 / 250  
NEMA: L14-20



**ATL-1520FI**  
Locking Flange Inlet  
Pin: 4 / AMP: 20 / Voltage: 250  
NEMA: L15-20



**ATL-1620FI**  
Locking Flange Inlet  
Pin: 4 / AMP: 20 / Voltage: 480  
NEMA: L16-20



**ATL-1530FI**  
Locking Flange Inlet  
Pin: 4 / AMP: 30 / Voltage: 250  
NEMA: L15-30



**ATL-1420FO**  
Locking Flange Outlet  
Pin: 4 / AMP: 20 / Voltage: 125 / 250  
NEMA: L14-20



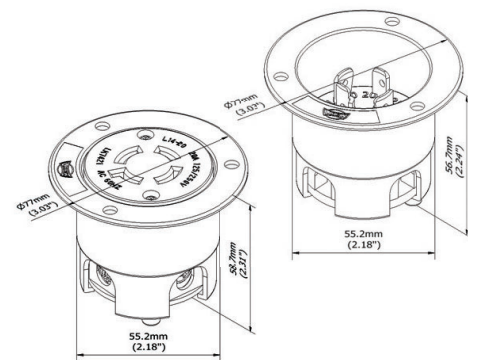
**ATL-1520FO**  
Locking Flange Outlet  
Pin: 4 / AMP: 20 / Voltage: 250  
NEMA: L15-20



**ATL-1620FO**  
Locking Flange Outlet  
Pin: 4 / AMP: 20 / Voltage: 480  
NEMA: L16-20



**ATL-1530FO**  
Locking Flange Outlet  
Pin: 4 / AMP: 30 / Voltage: 250  
NEMA: L15-30



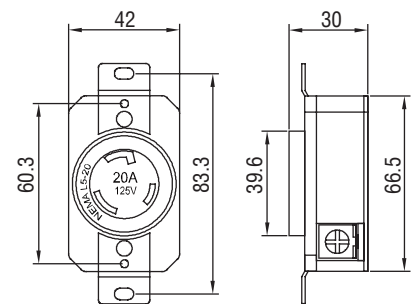
**ATL-520R**  
Locking Receptacle  
Pin: 3 / AMP: 20 / Voltage: 125  
NEMA: L5-20R



**ATL-620R**  
Locking Receptacle  
Pin: 3 / AMP: 20 / Voltage: 250  
NEMA: L6-20R



**ATL-530R**  
Locking Receptacle  
Pin: 3 / AMP: 30 / Voltage: 125  
NEMA: L5-30R



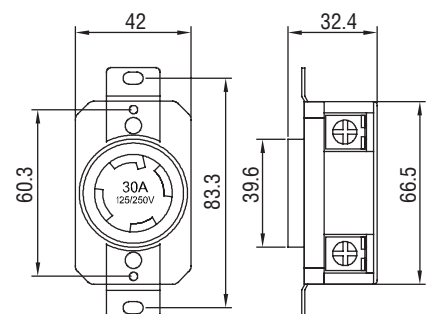
**ATL-630R**  
Locking Receptacle  
Pin: 3 / AMP: 30 / Voltage: 250  
NEMA: L6-30R



**ATL-1420R**  
Locking Receptacle  
Pin: 4 / AMP: 20 / Voltage: 125 / 250  
NEMA: L14-20R



**ATL-1430R**  
Locking Receptacle  
Pin: 4 / AMP: 30 / Voltage: 125 / 250  
NEMA: L14-30R



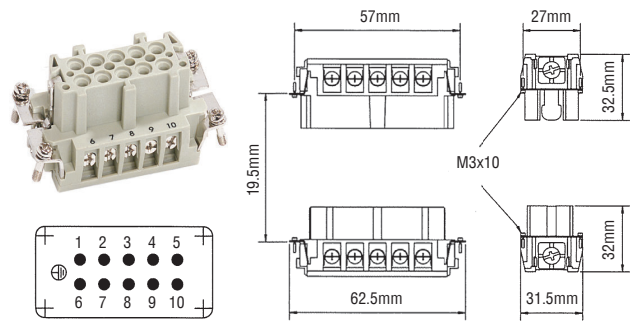
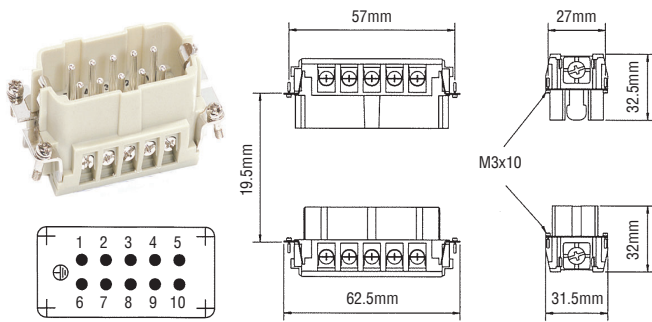
## KUPO Multi-Pin Connectors

A reliable and versatile solution for various industrial applications, offer a rated voltage range of 400-600 V, meeting UL and CSA safety standards (UL 498 / CSA C22.2). The advantages of industrial connectors, such as their rugged construction, ability to withstand frequent setup and teardown, and capacity to handle high voltage, make them ideal for the demanding conditions of touring and entertainment environments.

In the entertainment sector, the 10-pin and 16-pin options are widely utilized, while additional contact configurations can be accommodated upon request.

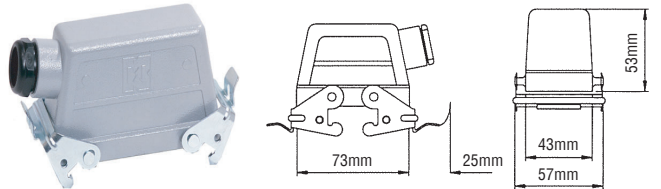
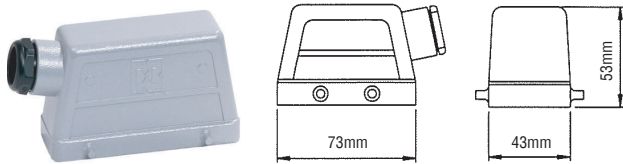


**PBA16-1X (PG16)**  
**PBA21-1X (PG21)**  
 Brass Cable Gland,  
 PG16 / PG21 thread  
 options (optional  
 accessory).



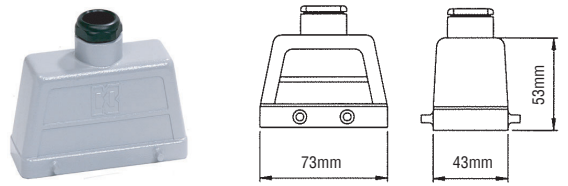
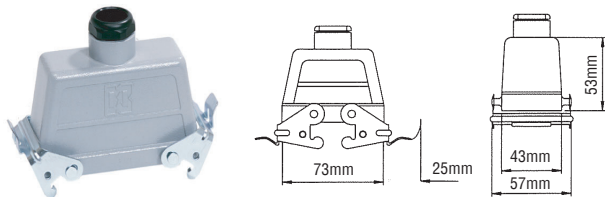
### KM10M 10-Pin Plug Insert

### KM10F 10-Pin Socket Insert



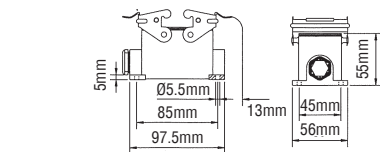
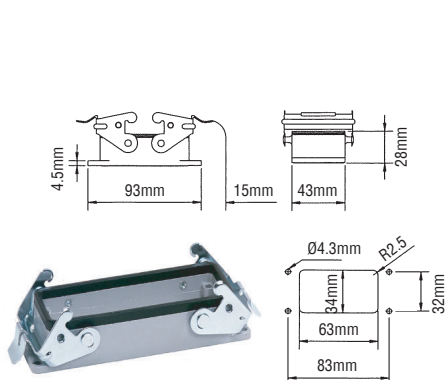
### KM10H1 (PG16) Hood

### KM10H5 (PG16) Hood

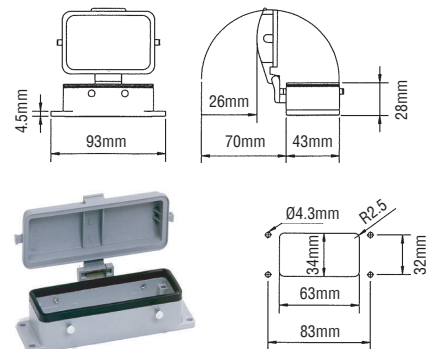


### KM10U5 (PG16) Hood

### KM10U1 (PG16) Hood



### KM10B2 Closed-Bottom Housing



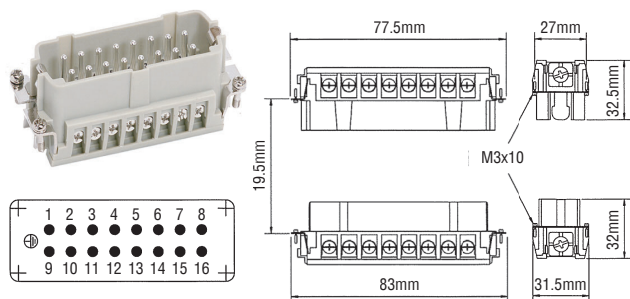
### KM10BC5 Housing with Cover

### Technical Information

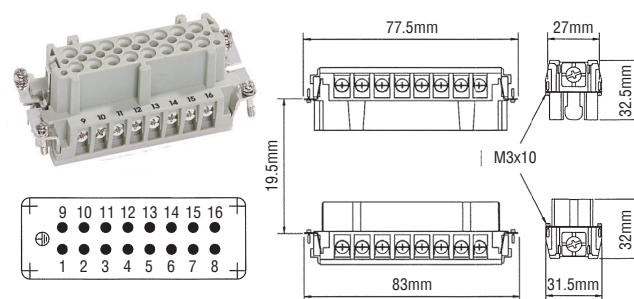
- Number of Contacts: 10, 16 ( contact us for more info. of other contacts).
- Rated Voltage: 400-600 V, according to UL, CSA.
- Die Electric: 3KV/ 1Min.
- Volume Resistance: 1M/ 0hm.
- Temperature Range: -40~ +125 degree C.
- Protection Category: KM 06-KM48, P65 when mated.
- Cross Section: 0.5-2.5 mmsq.

### Material Spec.

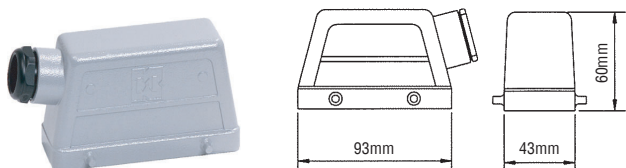
- Terminal Screws: steel M3 nickel plated.
- Protective Cover: KM06-KM24 Nylon 66.V-0; KM32-KM48 Aluminum.
- Die-Casting Alloy.
- Plug and Socket Insert: glass-fiber reinforced polycarbonate V-0.
- Contact Elements: copper alloy.
- Contact Surfaces: hard-silver plated.
- Earth Connector Part: brass nickel plated.
- Locking Levers: steel zinc plated.
- Pressing Lock-Nut: nylon 66. V-0.
- Gaskets: Neoprene (resistant to oil and aging).
- Hood and Housing: aluminum die-casting alloy.



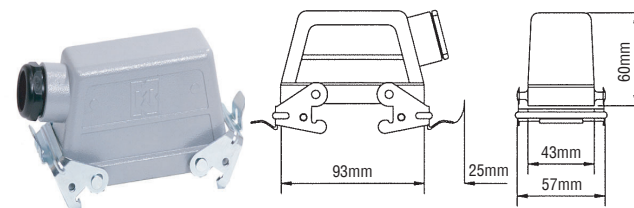
**KM16M** 16-Pin Plug Insert



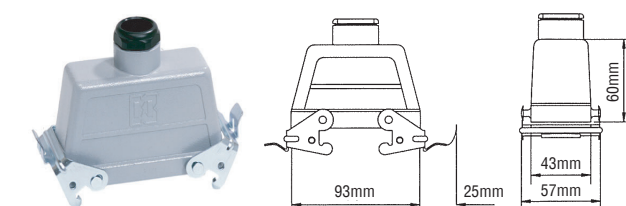
**KM16F** 16-Pin Socket Insert



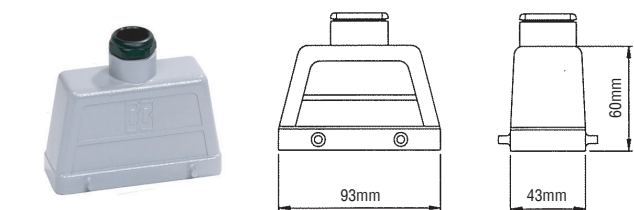
**KM16H1** (PG21) Hood



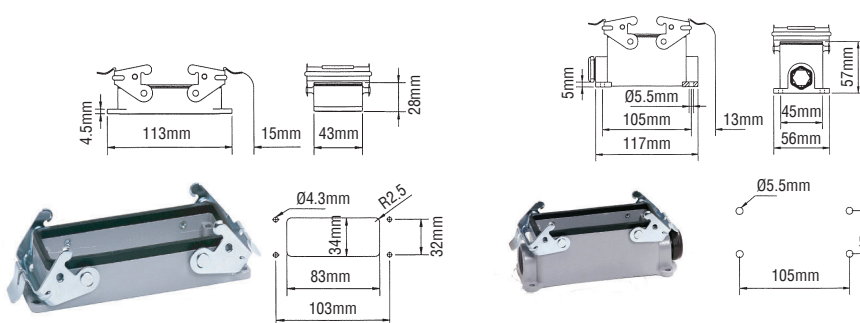
**KM16H5** (PG21) Hood



**KM16U5** (PG21) Hood

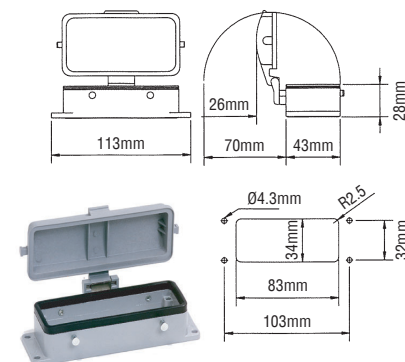


**KM16U1** (PG21) Hood



**KM16B1** Housing

**KM16B2**  
Closed-Bottom Housing



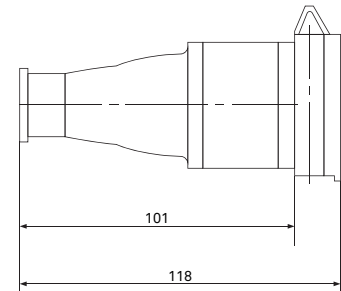
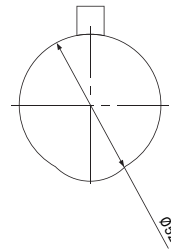
**KM16BC5** Housing with Cover

## SCHUKO Connector

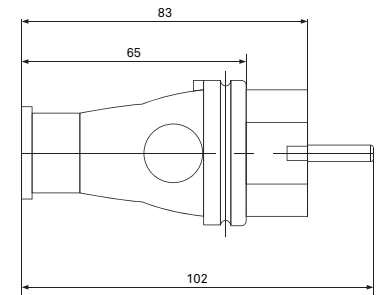
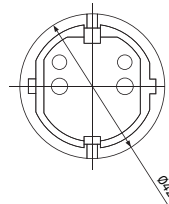
SCHUKO is a protective-contact plug system widely used across Germany and much of Europe. Its defining feature is a grounding design that engages the earth connection before the live contacts, providing enhanced protection against electric shock and a stable, reliable connection. KUPO offers a complete 16 A SCHUKO range, including plugs, inline connectors, inlets, and panel-mount receptacles, available as assembly-type versions with either rigid housings or rubber encapsulated bodies for added grip and durability.

### Specifications

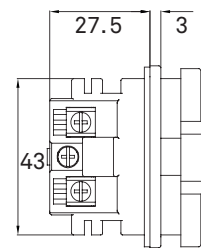
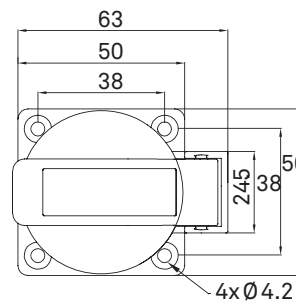
- 16A / 220-250 V, single phase rated
- Contact pins: Copper-plated nickel / 2P+E
- IP44 protection, splash-proof when mated
- Flame retardant PA66 housing (rubber)
- International safety certification: CE



### R212 Schuko Connector (Rubber)



### R012 Schuko Plug (Rubber)



### CZ03 Schuko Panel Socket



### 131 Schuko Plug

### 1602 Schuko Connector

## PLS 19-Pin Connector Series

### Features

Kupo 19-Pin Connector Series is engineered for professional-grade power distribution in demanding environments. Featuring rugged die-cast aluminum alloy shells with a black non-conductive finish, the connector is built for durability and safety. Its two-shell design makes cable assembly fast and efficient, while hard gold-plated copper alloy solder type contacts to ensure superior conductivity. The non-conductive Bakelite insulation provides maximum dielectric protection. An integral strain relief system accommodates a wide range of cable sizes, and the extended female ground contact ensures a "mate first, break last" connection for added operational safety. Fully compatible with Socapex "419" and Veam "VSC" connectors, this series is also UL / cUL listed and supports PG29 cable glands for enhanced versatility.

### Technical Information

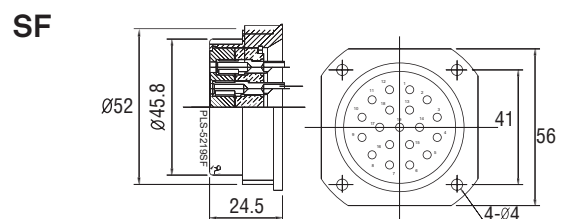
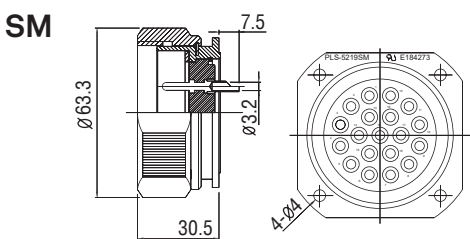
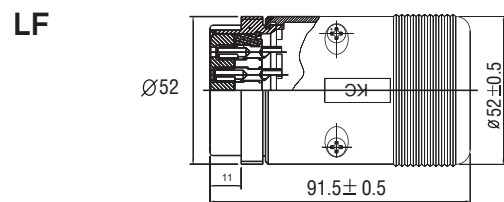
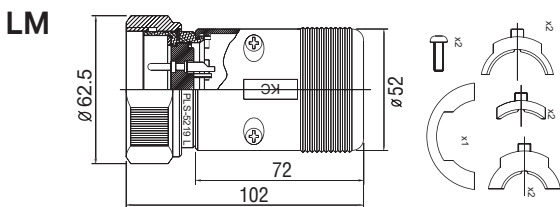
- Rated Current: AC 20A 250V
- Operating Limit Voltage: AC 400V
- Insulation Resistance: > 2000M Ohms
- Contact Resistance: < 3m Ohms
- Rated Voltage: AC 1500V
- Terminal Wear: 5000+ connection
- Hipot Test: 1800 VAC / Min.
- Operating Temperature: -40°C to 85°C




### Solder Type

### Crimp Type

**YOUTUBE**  
**KUPO 19-PIN CONNECTOR**  
**FT. PLS SERIES**





**PLS-5219CPM**


Crimp Male Contact

**PLS-5219CPFE**

Crimp Female Earth Contact

**PLS-5219CPF**

Crimp Female Contact



**PLS-5219GDSK**

Ground disk to buss together the six ground contacts (solder connectors only).



Cable gland only, 19-Pin connector is not included.

**PLS-5219CBGD**

Strain Relief directly coupling into thread housing (PG29).



**M2250/1-01**

Crimp Tool.



**DC-M(BIG)**

Flexible rubber dust cover with PVC-coated wire for line male 19-pin connector.

**DC-F**

Flexible rubber dust cover with PVC-coated wire for line female 19-pin connector.



**MC-M**

CNC-machined metallic (aluminum) protective cap with stainless steel lanyard for line male 19-pin connector.

**MC-F**

CNC-machined metallic (aluminum) protective cap with stainless steel lanyard for line female 19-pin connector.

Kupo cable grip is designed for PG29 thread 19-pin connectors. It is for cable enclosure to prevent pullout from tension, vibration, flexure or motion. Fabricated of stainless steel wire mesh weaves and aluminum alloy fittings provide easy installation bending control plus corrosion resistance. Grips with knurled texture on the fitting for excellent handling, and neoprene bushing offers watertight and dustproof protection. Support grip is weaved of dia. 1.2 mm stainless steel wire for load capacity 60 kgs.



**PLS-CG18 Cable Grip**

Cable grip for 18C x 1.5 mmsq cable (or O.D. 18 mm cable).

**PLS-CG21 Cable Grip**

Cable grip for 18C x 2.5 mmsq cable (or O.D. 21 mm cable).



**PLS-SG21 Support Grip**

Support Grip, feasible for O.D. 18-21 mm cable.

### WPC 19-Pin Connector Series

The Kupo WPC 19-Pin Connector is expertly crafted from machined aluminum alloy and features a robust, ribbed locking ring for smooth, manual operation. Designed as a mono-piece body, it achieves IP67 watertight protection when assembled with the provided cable gland. The hard-anodized back shell enhances durability by resisting surface scratches.

This connector is fully compatible with Kupo PLS series, as well as Socapex 419 and Veam VSC connectors. It includes hard gold-plated contacts in solder types, and features an extended female ground contact to ensure a "mate first, break last" safety mechanism. The FPG-42 sealing system, consisting of a CG-35 cable gland and interchangeable rubber sleeves, ensures a waterproof cable entry, accommodating a range of cable diameters. UL / cUL listed for dependable performance in professional environments.

#### Technical Information

- Rated Voltage: AC 1500V
- Terminal Wear: 5000+ connection
- Hipot Test: 1800 VAC / Min.
- Operating Temperature: -40°C to 85°C
- Rated Current: AC 20A 250V
- Operating Limit Voltage: AC 400V
- Insulation Resistance: > 2000M Ohms
- Contact Resistance: < 3m Ohms



WPC-5219LF + FPG-42



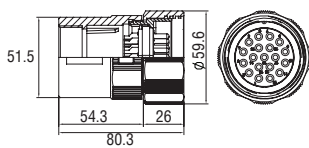
WPC-5219SM



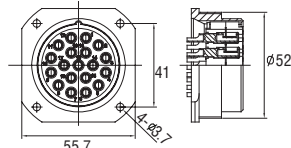
WPC-5219LM + FPG-42



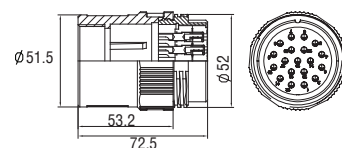
WPC-5219SF



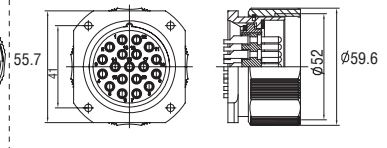
LF



SM



LM



SF

### WPS 19-Pin Connector Series

#### Features

Kupo WPC Watertight Connector offers a rugged and waterproof solution for professional lighting setups. Constructed from precision-machined aluminum alloy, its mono-piece body and ribbed locking ring allow for easy manual operation and achieve an IP67-rated seal when used with the FPG-42 cable gland. The connector's Teflon-coated threads ensure smooth coupling/uncoupling, while the hard-anodized back shell resists surface scratches for long-lasting durability. Compatible with industry-standard systems like Kupo PLS/WPC, Socapex 419, and Veam VSC, it features hard gold-plated contacts for both solder and crimp use. An extended female ground pin ensures "mate first, break last" safety connection. UL / cUL certified for reliable performance in demanding environments.



#### Solder Type

#### Crimp Type

WPS-5219LM

WPS-5219SMC

WPS-5219LFC

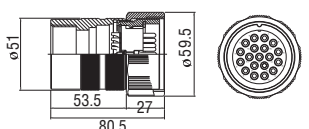
WPS-5219LMC

WPS-5219LF

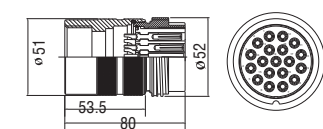
WPS-5219SFC

WPS-5219SM

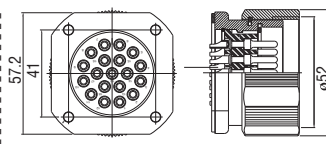
WPS-5219SF



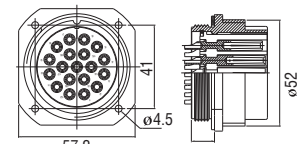
LM




LF



SM



SF

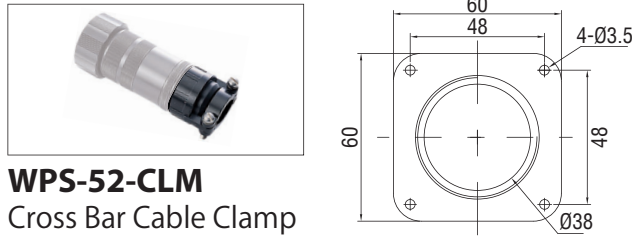


### Rubber Bushing

CG-35 Cable Gland optional with Ø 17, 23, 28.9 mm and break-out changeable rubber sleeve.



<b>RI-17.1</b>	feasible for 18/1.5mm <sup>2</sup> cable, or cable's OD up to 17.10 mm
<b>RI-23</b>	feasible for 18/2.5mm <sup>2</sup> cable, or cable's OD up to 23.00 mm
<b>RI-25</b>	feasible for cable's OD up to 25.00 mm
<b>RI-28.9</b>	feasible for cable's OD up to 28.90 mm
<b>RI-30</b>	feasible for cable's OD up to 30.00 mm
<b>RI-32</b>	feasible for cable's OD up to 32.00 mm
<b>RI-35</b>	feasible for cable's OD up to 35.00 mm
<b>RI-37.5</b>	feasible for cable's OD up to 37.50 mm



**WPS-52-CLM**  
Cross Bar Cable Clamp

**WPS-ADP-CLM**  
adapter for use with WPS-52-CLM or Cable grip thread inside.

**WPS-ADPP-CLM**  
Panel Type adapter for use with WPS-52-CLM or Cable grip thread inside.

### Tool for 19-Pin Connector WPC-5219ST and WPC-5219SY 19-PIN TOOL

Two practical tools designed for saving the pain of unscrewed-backshell while mating or unmating mono-piece connectors.



**WPC-5219ST**

- A) Fit to major brand 19 pin mono-piece connector.
- B) Avoid accidental unscrew of the backshell while coupling or uncoupling.



Coupling with female inline connector.



Infixed rubber ring protects inline female connector.



Coupling with male inline connector.



**WPC-5219SY**



Clear indication for operation.



WPC-5219ST and WPC-5219SY spanners helps with tightening the connector.

### KC 7-Pin Motor Cable Connector

Kupo PLS-4207 multiple connectors are often applied to combine chain hoist power and control cable as one. It makes a safe, compact and quick setup rigging. Two rugged die cast aluminum alloy half shells in black non-conductive finish for easy cable assembly. Hard gold plated contacts in soldering version and fully compatible with Socapex SL37 family. The extended female ground contacts allow mating first / breaking last.

#### Electrical Characteristics

- Rated Current/voltage: 6 x 25A + 1 x 50A 250V
- Operation Limit Voltage (AC. V. Rms): 250
- Withstanding Voltage (AC. V. Rms): 2000
- Insulation Resistance (MΩMin) at DC 500V: 2000
- Contact Resistance (MΩMin) at DC 1A: 3
- Number Of Contacts: 7 Contacts: - 6 x 12AWG + 1 x 8AWG
- Operating Temperature: -40 + 85°C
- Hipot Test: 1800 VAC / min
- Terminal Wear: 5000 + Connections

#### Pin-out for 7pin Motor Connector: (according to ANSI / E1.6-4 2022)

- 1 = L1
- 2 = L2
- 3 = L3
- 4 = MOTOR UP
- 5 = GROUND
- 6 = MOTOR COMMON
- 7 = MOTOR DOWN

#### Important Note

There is no industry standard wiring for chain hoist using 7pin connector. Since mixing gear from different suppliers is a common practice, you should always double check the equipment and not assume the wiring is correct or has been changed. 7-pin connectors carry power and control together and there is a potential for harming the equipment or the operator if the wiring configuration is not confirmed.



**PLS-4207LM**



The reinforced locating tab on insert disk and keyway offer a spinning resistance.



**PLS-4207LF**



Casting shell inside with a body grounding boss guarantees full safety.



**PLS-4207SF**



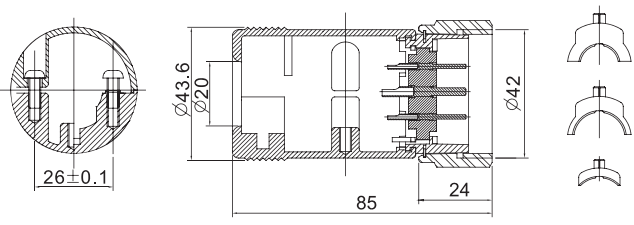
The standard line connectors come with 3 different size compression strain reliefs.

**SF**



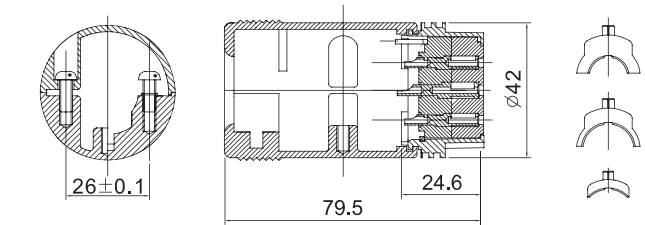
Technical drawings showing dimensions:  $\phi 42$ , 24, 46,  $34 \pm 0.1$ ,  $34 \pm 0.1$ , 46, 4-  $\phi 4.2$ .

**LM**



Technical drawings showing dimensions:  $\phi 43.6$ ,  $\phi 20$ , 26±0.1, 85, 24,  $\phi 42$ .

**LF**



Technical drawings showing dimensions: 26±0.1, 79.5, 24.6,  $\phi 42$ .

## Head-to-ballast Connector

The KUP0 HB connectors' range is designed to meet the needs of head to ballast connections. HB series cover the range of power from 575W to 18KW used by Arri.

### Features

- Compatible with Veam CIR connectors.
- Machined aluminum bodies with ribbed coupling ring to provide easy manual coupling and uncoupling.
- Back-shell with scratch resistant and black anodized.
- Back-shell and cable clamps to fit different cable O.D.
- Waterproof to IP67.
- The grip rubber on locking ring.

We keep all the models in stock for inline male and female assembly. WPC-2407 series are available in different key position arrangement for various lighting fixtures, WPC-2806 & WPC-2809 series are only for 6K-18K Arri lights.



### WPC-2407LMG



### WPC-2407LFG



### WPC-2806CLFG



### WPC-2806CLMG



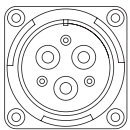
### WPC-2809CLFG



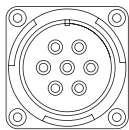
### WPC-2809CLMG



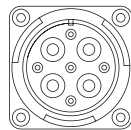
### Contacts Configuration & Key Position Arrangement



6 PIN 2806



7 PIN 2407



9 PIN 2809

Solder Type		7 PIN (for 575W - 4KW)		6 PIN	9PIN	
		Key (Z)	Key (W)	Key (O)	(for 6KW)	(for 12/18KW)
WPC	Line Male		2407LMG-W	2407LMG-O	2806LMG	2809LMG
	Line Female		2407LFG-W	2407LFG-O	2806LFG	2809LFG
	Panel Female		2407SF-W	2407SF-O	2806SF	2809SF
WPS	Line Male	2407LM-Z	2407LM-W			
	Line Female	2407LF-Z	2407LF-W			2809LF
	Panel Male		2407SM-W	2407SM-O		
	Panel Female		2407SF-W		2806SF	2809SF
Crimp Type						
WPC	Line Male				2806CLMG	2809CLMG
	Line Female				2806CLFG	2809CLFG
	Panel Female				2806CSF	2809CSF
WPS	Panel Male	2407CSM				

### Cross Reference for Various Brands

BRAND	ARRI	CINEMILLS	STRAND	MOLE	SUNRAY	LTM	DE-SISTI
575W	2407-W	2407-Z	2407-Z	2407-Z	2407-Z	-	2407-Z
1200W	2407-W	2407-W	2407-W	2407-W	2407-W	-	2407-W
2500W	2407-O	2407-O	2407-O	-	2407-O	2407-O	2407-O
4000W	2407-O						
6000W	2806						
12KW	2809						
18KW	2809						

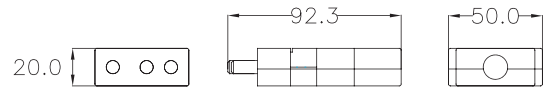
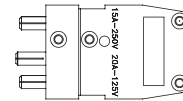

## Stage Pin Connector (20 AMP Inline plugs and connectors)

This 20A connector is engineered for reliability, ease of use, and long-term performance across a variety of demanding applications. Fully compatible with all other standard 20A connectors, it features a high-temperature thermoplastic body rated up to 250°C, ensuring exceptional durability without melting or breakdown.

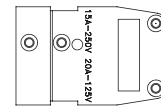
The ergonomic housing provides a comfortable grip for frequent handling, while the crimpless pressure terminal eliminates the need for ring terminals, paired with a wider wiring chamber, it allows for easier, faster wiring. Inside, the brass pins are fully removable and float within the housing for precise alignment and minimal resistance, and can be replaced if damaged.

The female sleeves are spring-loaded with a split design that maintains constant pressure on the male pin, ensuring consistent contact even with slightly deformed or crushed pins. Terminals are clearly marked according to NEC standards to prevent mis-wiring, and the rear cable entry is designed to accept standard 12/3 hard-service cables.

This connector offers a perfect balance of rugged performance, smart design, and installation efficiency, making it a trusted solution for professionals in the field.



TSP-20LM MALE INLINE



TSP-20LF FEMALE INLINE

YOUTUBE  
KUPO STAGE PIN  
CONNECTORS



TSP-20SF

TSP-20SM

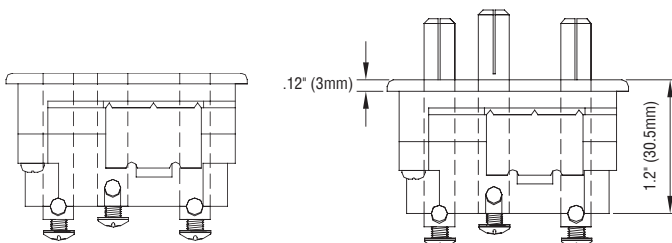


## 20 AMP Panel Mount Stage Pin Connector

Purpose-built for the demands of live events and touring environments, these panel-mount connectors are ideal for power distribution in stage, lighting, and AV applications. Available in both male and female versions, each connector features a screw-driven mounting clip for fast, tool-friendly installation on panels of varying thickness, perfect for quick setups and breakdowns on the road.

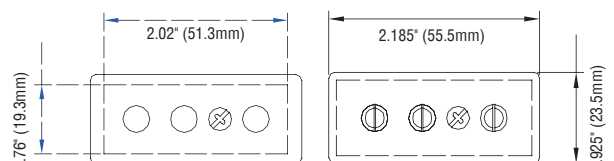
Precision-machined solid brass contacts ensure reliable power delivery under heavy use. Stripped conductors can be inserted through the cross-hole and pressure-terminated using the included wire shoes, while panel-mounted models also support ring terminations for added flexibility in different rigging configurations.

A self-grounding mounting clip streamlines setup by removing the need for a separate ground wire, helping crews work faster and safer. Designed to precisely match industry-standard panel cutouts, these connectors offer a dependable fit for custom panels and touring racks, making them a go-to choice for professionals in the field.



FEMALE PANEL MOUNT

MALE PANEL MOUNT



Panel Cutout 0.760 x 2.020 (inch)  
16 Gauge, 0.06" Material



**YOUTUBE**  
**KUPO STAGE PIN**  
**TESTERS FT. VOLTAGE**  
**METER & LAMP TESTER**



**TSP-20LMTR Stage Pin Power Tester**


A simple and compact voltage meter to use with stage pin. No cumbersome setting and switching. Works on 90-240VAC wide range of voltage. Also the LED will light up while the tester detect the wiring of Live and Neutral is switched. Supplied with lanyard and hook for easy belt attachment to carry on.

**TSP-20LFTR Kupo Stage Pin Lamp Tester**

Kupo Stage Pin lamp tester helps to diagnose the bulb continuity before you rig the fixture. While LED indicator fails to response, please check the lamp (bulb) to make sure it is not burned out. If the bulb is good, then there is something wrong with wiring. It has a built-in battery so external power is not required. Plus, it comes with a buzzer and you will not only see but hear authentically the test result.

**Features**

- Quickly test for lamp (bulb) continuity or short by plugging into tester.
- Easily to indicate a good lamp while tester is buzzing and green LED lights up.
- Come with a key ring for clipping the tester to tool belt.
- Built-in CR2032 Lithium DC3V battery.



**TSP-PS Pin Splitter For Stage Pin**

Used for clean, straighten, and spread the stage pins. Made of insulative polycarbonate material, it is strong and durable. A built-in wire brush helps to clean the pins of 20A stage pin connectors, and a recessed blade spreads the compressed pins to make a good electrical contact. Comes with a Nylon belt pouch with hook and loop flap closure.

### Powerlead T1 Connector

Powerlead T1 is single phase power connector certified with breaking capacity (CBC) according to IEC 60320-1, featuring the capability to be connected or disconnected under load or live. The twist-and-lock design ensures the mating engagement with the greatest security. It is rated 16A and IP65 waterproof. Reliable and suitable for LED fixture and abundant need of power supply in entertainment.



### Technical Information

- Contact resistance:  $\leq 3 \text{ m}\Omega$
- Dielectric strength: 4kVdc
- Insulation resistance:  $> 0.1 \text{ G}\Omega$
- Rated current per contact: 16A
- Rated voltage: AC250V
- Temperature range:  $-30^\circ\text{C}$  to  $+80^\circ\text{C}$
- Max wire size: 12AWG / 2.5mmsq
- 94V-0/HB flame-retarded grade
- IP65 dustproof and waterproof
- Compliance with ENEC / IEC 60320-1

### Features

- Connector with breaking capacity (CBC), designed to be engaged or disengaged in normal use when live or under load.
- ENEC 16 certified with IEC 60320-1
- Single phase 16A / 250V
- Screw push-pull copper block stamping piece contact body structure.
- PE pin priority connection structure.
- IP65 dustproof and waterproof when mated.
- With in-line male and female mating directly.



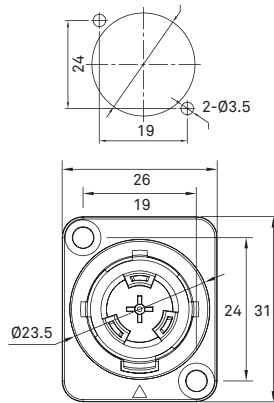
### PL-3MXW Line Male

For cable diameter 8.5-11, or 12-15mm



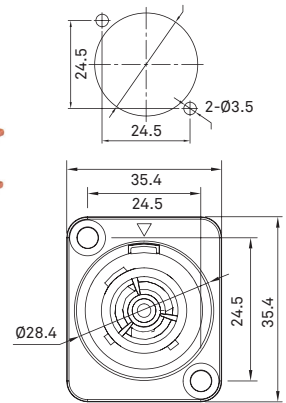
### PL-3FXW Line Female

For cable diameter 8.5-11, or 12-15mm



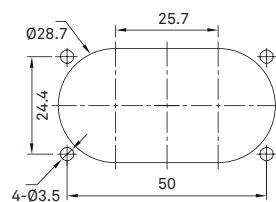
### PL-3MPX Panel Male

Fixing hole: 19 x 24mm, Size: 26 x 31mm



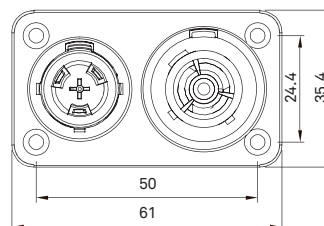
### PL-3FPX Panel Female

Fixing hole: 24.5 x 24.5mm, Size: 35.4 x 35.4mm



### PL-3PX Panel Male & Female

Fixing Hole: 50 x 24.4mm, Size: 61 x 35.4mm



## Powerlead Connector

Powerlead is 20A/250Vac rated single phase AC power connector, featuring twist-and-lock engagement with greatest security. It is UL listed and made with high standard to fulfill the rigorous criteria in the entertainment industry. Ideal for LED fixture as power source. POWERLEAD is compatible with major brand of the likes.

### Features

- Non-interchangeable and color-coded, ensuring mistake-proof connection system. Blue for power-in, and grey for power-out .
- Contact with one micro silver-plated for excellent electric conductivity.
- Metal flange on the slot fixity to avoid any fray.
- Reinforced thermoplastic forms the housing for the robust and maximum durability, and UL94V-HB flame-retardant meets safety requirements.
- Ergonomic latch for handy use with less effort and ensure the firm lock .
- T-type thread on inner side of rear cap enhance the rotary tightened for slip free.
- Hexagonal-shaped rear cap for operation with bare hand or a wrench, rubber bushing fits wide range of cable and provides outstanding environment protection.



### Electrical

Contact resistance:  $\leq 3 \text{ m}\Omega$  / Dielectric strength: 4 kVdc / Insulation resistance:  $> 0.1 \text{ G}\Omega$  (after damp heat test IEC 68-2-30) / Rated current per contact: 20 A / Rated voltage: 250 V

### Environmental


Solderability: Complies with IEC 68-2-20  
Temperature range:  $-30 \text{ }^\circ\text{C}$  to  $+80 \text{ }^\circ\text{C}$

### Material


Bushing: Polyamide (PA6 15% GF) / Contact plating:  $4 \text{ }\mu\text{m Ag}$  / Contacts: Bronze (CuSn6)  
Insert: Polyamide (PA6 30 % GF) / Locking element: Zinc diecast (ZnAl4Cu1) / Shell: Polyamide (PA6 30 % GF) / Strain relief: POM

### Mechanical


Cable O.D.: 5 - 15 mm  
Lifetime:  $> 1000$  mating cycles  
Wire size: 2.5 mmsq / 14 AWG




**PL-3FCA** Powerlead



**PL-3FCB** Powerlead



**PL-3MPA** Powerlead



**PL-3MPB** Powerlead

## XLR Connector

This industry-standard XLR connector is designed for professional audio, video, and stage lighting applications. Its compact and robust construction features a die-cast shell, fiberglass-reinforced insert, and a secure chuck-type strain relief. The gold-plated pins ensure excellent conductivity, resistance to corrosion, and long-lasting performance. It is ideal for balanced audio connections as well as lighting control and low-voltage power applications.

### Specifications

- Gold-plated pins for superior conductivity and corrosion resistance
- Durable die-cast shell with compact design
- Fiberglass-reinforced insert for high stability
- Secure chuck-type strain relief for reliable cable clamping



**XLR3-LM-G**  
XLR 3 pin line male, gold-plated pin



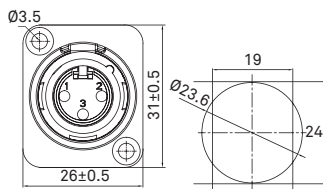
**XLR3-LF-G**  
XLR 3 pin line female, gold-plated pin



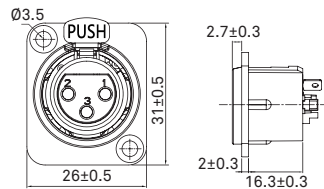
**XLR5-LM-G**  
XLR 5 pin line male, gold-plated pin



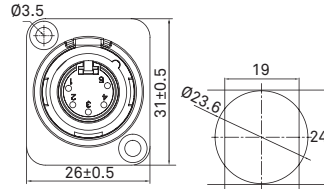
**XLR5-LF-G**  
XLR 5 pin line female, gold-plated pin



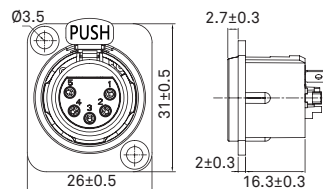
**XLR3-SM-G**  
XLR 3 pin panel male, gold-plated pin



**XLR3-SF-G**  
XLR 3 pin panel female, gold-plated pin



**XLR5-SM-G**  
XLR 5 pin panel male, gold-plated pin



**XLR5-SF-G**  
XLR 5 pin panel female, gold-plated pin



**AD-3M5F**  
Adaptor for XLR 3 pin male to 5 pin female.



**AD-5M3F**  
Adaptor for XLR 5 pin male to 3 pin female.



**AD-5F5F**  
Adaptor for XLR 5 pin female to 5 pin female.



**AD-3F3F**  
Adaptor for XLR 3 pin female to 3 pin female.



### XLR-WPC XLR Water Proof Cover

XLR-WPC is designed to protect XLR connector from wet and dust. See-through transparent PVC body helps check up mating status easily. Feasible for O.D. 4-6 mm cable. IP66.



### XLR-BJS Black Jelly Sleeve

XLR-BJS is silicon made sleeve for XLR cables with superior protection, especially for those ready-made cables without protection on connector in advance. With this elastic black silicon sleeve, the ordinary cable is prompted with additional shield. IP65 while mated and feasible for 3pin and 5pin XLR.

### DMX Data Transmission Cable

The XLR Color-Coded ID Ring is a practical accessory designed for easy cable management and identification. Made of durable PA material, these color-coded rings can be quickly attached to any standard XLR plug without the need for unsoldering the insert. Available in multiple colors, they allow users to distinguish between different cables at a glance, ensuring faster setup and improved workflow efficiency.



ID Ring is designed for identification.

Six standard colors are available.

- ID RING-W White Color
- ID RING-B Blue Color
- ID RING-R Red Color
- ID RING-Y Yellow Color
- ID RING-P Purple Color
- ID RING-GN Green Color

## KUPO Linear Data Distribution Box

Introducing the RJ45 to XLR Data Distribution Box, the perfect solution for distributing DMX data from your device in between EtherCon (RJ45) and 5Pin XLR connectors. Crafted from high-quality aluminum, this compact and durable box is designed for portable use and built to last. Its sleek and sturdy housing provides reliable protection for your valuable data connections, making it the ideal choice for professionals on the go. With its RJ45 and 4 x XLR connectors, this Data Distribution Box is versatile enough to be used in a wide range of applications, including live events, concerts, theaters, and more. It provides a seamless and reliable connection between your EtherCon (RJ45) device and your XLR equipment, allowing you to focus on your performance without worrying about data loss or interference. Whether you're a DJ, lighting designer, sound engineer, or any other professional in need of a reliable data distribution solution, the Data Distribution Box is the perfect choice.



**PDB-E1401M** RJ45 to 4 x 5Pin XLR Male

### Features

- Designed as EtherCon (RJ45) to XLR adapter for DMX data connection
- Made of sturdy aluminum housing, lightweight and durable
- Surface treatment with black non-conductive hard anodizing
- Equipped with low profile bracket for attaching lighting clamp
- Available with 5Pin male XLR or 5Pin female XLR connectors

Pin and wiring definition of this box refers to the following:

Wiring / Connector	XRL2	XRL3	XRL4
Data Common	Pin 1	Pin 1	Pin 1
White & Orange		Pin 3	
Orange		Pin 2	
White & Green	Pin 3		
Green	Pin 2		



**PDB-E1401F** RJ45 to 4 x 5Pin XLR Female

Low profile bracket makes the box easy to assemble with a lighting clamp for truss mounting



Wiring / Connector	XRL1	XRL2	XRL3	XRL4
White & Blue				Pin3
Blue				Pin2
White & Brown	Pin 3			
Brown	Pin 2			

## Kupo RJ45 to XLR adapter cable

Kupo RJ45 to XLR adapter cable is designed to provide seamless connectivity between devices with different ports. This versatile cable features an RJ45 connector on one end and a 5pin XLR connector on the other, allowing you to connect devices with ease.

Crafted using high-quality CAT6 UTP 24 AWG black cable, this adapter cable delivers reliable performance and durability, ensuring long-lasting use. The cable measures 50cm in length, and longer length is available on request. Available in two versions - the 5pin XLR male and the 5pin XLR female. Choose the version that best suits your needs and enjoy effortless connectivity between devices.

### Features of CAT6 UPT 24 AGW cable

- Pure copper wire cores for low impedance and minimal signal loss
- 8-core twisted pair structure minimizes interference for stable signal transmission
- PVC outer coating is durable, tough, and resistant to deformation
- Passed Fluke test for quality and performance assurance
- Available with 5Pin male XLR or 5Pin female XLR connectors



**EXE-RJ2X5M-05**  
50cm CAT6 Adapter Cable, RJ45 To 5Pin XLR Male



**EXE-RJ2X5F-05**  
50cm CAT6 Adapter Cable, RJ45 To 5Pin XLR Female

## KUPO E-Armor

All-new E-Armor Premium makes DMX signal connecting over Ethernet cable easiest ever. With increasing adoption of Ethernet cable by audio, LED screen and lighting equipments, conventional RJ45 is not enough to fulfill the diverse applications, particularly when DMX signal have to daisy chain over different devices and might encounter compatibility issue. E-Armor Premium comes to eliminate the inconvenience and bring up most comfort while handling such signal cable set.



Standard Package

## E-ARMOR-P Ethernet Armor (Premium)



E-Armor Premium features rapid removal of front shell, which turns this Ethercon-compatible to RJ45 immediately. No need to dismantle while using it to attach RJ45 outlet. Front shell is made of die-cast aluminum alloy, rigid and free from deformation over frequent handling. RJ45 latch protector ensures latch won't get broken easily in heavy operation.



1 Take the front shell.



2 Align the key to the slot.



3 Attach, turn, snap!



4 Voila! From RJ45 to Ethercon-compatible is just that easy!

## Portable DMX Data Cables

High-quality, flexible DMX data cables for professional lighting control. Built with tinned-copper conductors, foamed-PE insulation for stable signal geometry, 100% aluminum/mylar foil shielding with a dedicated tinned-copper drain wire, and a matte black, flame-retardant jacket that resists UV- and fungus-resistant. Specifications are ETL-verified for DMX512 performance. Perfect solution for DMX512 control runs, console-to-dimmer links, trunk-line and universe distribution wiring, and portable rigs in rental, touring, theater, architectural, and themed environments.



### KCWDP222TBK

1-pair DMX



### KCWDP224TBK

2-pair DMX

## Features


- Flexible construction for portable use and tight bends
- Foamed-PE insulation on color-coded pairs for low capacitance
- 100% aluminum/mylar foil shield with a 22 AWG tinned-copper drain wire
- Matte black soft-PVC jacket (RAL 9005), flame-retardant, UV/fungus resistant
- Fully tested; DMX performance verified by specification (ETL)

Parameter	KCWDP222TBK	KCWDP224TBK
Pair count / cores	1 twisted pair / 2 cores	2 twisted pairs / 4 cores
Conductor	22 AWG (0.34 mm <sup>2</sup> ) tinned copper, 16/0.20 mm	
DC resistance (20 °C)	1.0758 Ω / 100 m	1.0863 Ω / 100 m
Insulation	Foamed PE, red/blue	Foamed PE, red/blue & white/green
Overall diameter	5.2 mm ±0.3 mm	8.3 mm ±0.3 mm
Characteristic impedance	76.3 Ω @ 250 mHz	99.4 Ω @ 250 mHz
Shield / drain	Aluminum/mylar foil, 100% coverage / 22 AWG tinned copper drain	
Jacket	Soft-PVC, matte black (RAL 9005), UV & fungus resistant	
Temperature range	-40 °C to +80 °C	
Working / test voltage	30 V / 500 V	
Compliance	CE Directive 72/23 EEC; IEC 332 Part 1 (flame)	

## KUPO Versatile Socket

Versatile Socket is fabricated by injection-molded ABS featuring impact resistance, maximum toughness and also flame-retarded. Two-way assembly housing provides the selection to fit either 2" or 48mm tube systems, which makes it an ideal power outlet for various installation applications. It is designed for 15A round pin BS546, 13A rectangular pin BS1363, 16A CEE form and 16A Schuko connectors.


### Standard Applications



### VS-4851-B Versatile Socket

For 15A / BS546 & 13A / BS1363

Standard package w/ 8 fixing screws feasible for tube sizes 48mm and 2".



### VS-4851-M Versatile Socket

For Schuko or CEE form 16A connector


### Other Applications (Customized)




### VS-4851-1 Versatile Socket

Blank Plate Only (w/o fixing base)

### AUS/NZ 10A



### Powerlead



### Stage Pin



### Speakcon



### Blank



### XLR



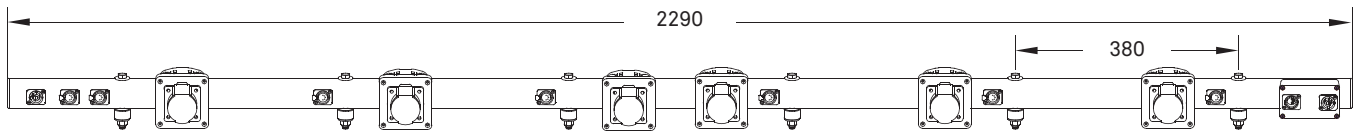
## KUPO DMX Lighting Bar

The VS Lighting Bar is launched with the high quality that Kupo Par Bar has been known for, featuring new construction of the bar with versatile socket. With the classic 3.25mm(T) x 51mm(dia.) aluminum alloy tube in selective length together with ABS-injected versatile socket for seating the power panel, VS Lighting Bar is going to fulfill both conventional and uprising mainstream LED fixtures in entertainment field. VS Lighting Bar has diverse models. The DMX model is wired with 20A power connector for main input and output, as well as 5-pin XLR for DMX in and thru connection. It is available in 4-outlet and 6-outlet, and each outlet comes one VS socket with Schuko female and DMX female for power and data connection for every single fixture. The DMX model is designed to meet the demand for LED fixtures. The conventional model is wired with 19-pin panel male for dimmer control, and Schuko or CEE is mounted on versatile socket in this range. Special configuration is available upon request.

Schuko



CEE



**PB-606VSS-P2** Polish, with Schuko Outlet

**PB-606VSC-P2** Polish, with CEE Outlet

**PB-606VSS-B2** Black, with Schuko Outlet


**PB-606VSC-B2** Black, with CEE Outlet

6-Way Lighting Bar each with 20A power in/out connectors, versatile socket & Schuko or CEE outlet; each outlet with 5-pin XLR DMX out.

Schuko



CEE



**PB-604VSS-P** Polish, with Schuko Outlet

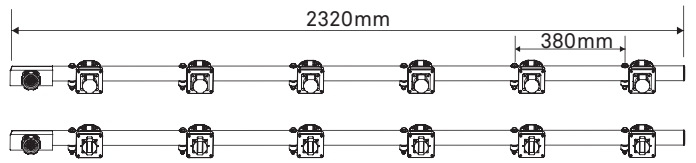
**PB-604VSC-P** Polish, with CEE Outlet

**PB-604VSS-B** Black, with Schuko Outlet

**PB-604VSC-B** Black, with CEE Outlet

4-Way Lighting Bar each with 20A power in/out connector, versatile socket & Schuko or CEE outlet; each outlet with 5-pin XLR DMX out.

### KUPO Classic Lighting Bar



#### PB-606SC-P(B) / VSC Classic Light Bar

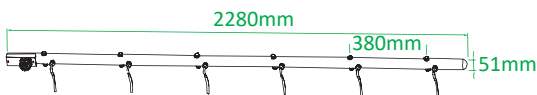

Light Bar with 19pin panel male as input; 6-way out with versatile socket and CEE panel female outlet.

#### PB-606SC-P(B) / VSS Classic Light Bar


Light Bar with 19pin panel male as input; 6-way out with versatile socket and SCHUKO panel female outlet.

All KUPO lighting bars are manufactured from dia. 51mm x 3.8mm thickness aluminum tube with a cast aluminum box. It comes with 65cm 3C x 1.5mmsq (16AWG) silicon cable for power connection. The following is our range of light bars; other variations of lighting bars are available upon request.

### Classic Light Bar



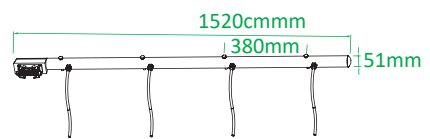
**PB-606SC-B** 6 circuits wired from 19 Pin chassis connector to 6 x 65cm tails black / polish.  
**PB-606SC-P**



**PB-604SC-B** 4 circuits wired from 19 Pin chassis connector to 4 x 65cm tails black / polish.  
**PB-604SC-P**



**PB-606HC-B** 6 circuits wired from 16 Pin male chassis connector to 6 x 65cm tails black / polish.  
**PB-606HC-P**



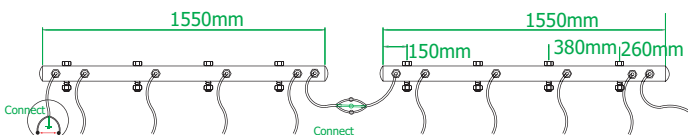
**PB-604HC-B** 4 circuits wired from 10 Pin male chassis connector to 4 x 65cm tails black / polish.  
**PB-604HC-P**



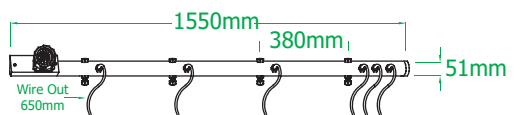
**PB-6062SC-B** 6 circuits wired from 19 Pin male to 19 Pin female chassis connector to 6 x 65cm tails black / polish.  
**PB-6062SC-P**



**PB-604ASC-B** Aerobar series wired from input  
**PB-604ASC-P** to 4 x 65cm black / polish.



**PB-604ASC** wiring in 220V



**PB-6042SC-B** Aerobar series 4 circuits wired from 19 Pin chassis connector to 4 x 65cm tail with 2 more circuits at bar end black / polish.  
**PB-6042SC-P**

## KUPO Linear Power Distribution Box

Manufactured of extruded aluminum housing, this series of power distribution boxes have slim line profile yet robust and lightweight features. Black hard anodize coating keeps the housing electrical insulated. Equipped with various sockets for diverse need; available with 90-240V voltmeter for easier voltage identification, or DC5V/2.1A USB outlet as smart devices charger



**YOUTUBE**  
**LINEAR POWER**  
**DISTRIBUTION BOX**



Rear View



### PDB-L1601R

1.5U 19" Rack Mount Power Distro Box w/ Voltmeter

Input: 1 x 20A Neutrik PowerCon

Output: 6 x 20A 250V 2P+E Universal socket

Dimension: 482.6 (L) x 51.5 (W) x 66.6 (H)/mm

### PDB-L1602R

1.5U 19" Rack Mount Power Distro Box w/ USB Charger

Input: 1 x 20A Neutrik PowerCon

Output: 6 x 20A 250V 2P+E Universal socket

Dimension: 482.6 (L) x 51.5 (W) x 66.6 (H)/mm



### PDB-L1501

5 Way Linear Distribution Box with Voltmeter

Input: 1 x 20A Neutrik PowerCon

Output: 5 x 20A 250V 2P+E Universal socket

Dimension: 350 (L) x 66 (W) x 42 (H)/mm



### PDB-L1501D

5 Way Linear Distribution Box with Voltmeter

Input: 1 x 20A Neutrik PowerCon

Output: 1 x 20A Neutrik PowerCon

Output: 5 x 20A 250V 2P+E Universal socket


Dimension: 395 (L) x 66 (W) x 42 (H)/mm




**PDB-L1603**  
 6 Way Linear Distribution Box with Voltmeter  
 Input: 1 x 10A IEC male socket  
 Output: 6 x NEMA 5-15 Edison outlets  
 Dimension: 326(L) x 66(W) mm x 42(H)/mm



**PDB-L1604**  
 6 Way Linear Distribution Box with USB Charger  
 Input: 1 x 10A IEC male socket  
 Output: 6 x NEMA 5-15 Edison outlets  
 Dimension: 326(L) x 66(W) mm x 42(H)/mm



**PDB-L1504D**  
 5 Way Linear Distribution Box with power indicators  
 Input: 1 x 20A Neutrik PowerCon  
 Output: 1 x 20A Neutrik PowerCon  
 Output: 5 x 20A 125V NEMA 5-20 outlets  
 Dimension: 430(L) x 66(W) X 50 (H)/mm



**PDB-L1505D**  
 5 Way Linear Distribution Box with power indicators  
 Input: 1 x 20A Neutrik PowerCon  
 Output: 1 x 20A Neutrik PowerCon  
 Output: 5 x 16A SCHUKO outlets  
 Dimension: 430(L) x 66(W) X 50 (H)/mm



**PDB-L1506D**  
 5 Way Linear Distribution Box with power indicators  
 Input: 1 x 20A Neutrik PowerCon  
 Output: 1 x 20A Neutrik PowerCon  
 Output: 5 x 15A AS/NZS 3112 outlets  
 Dimension: 430(L) x 66(W) X 50 (H)/mm



**PDB-L1502D**

**5 Way Linear Distribution Box with USB Charger**

Input: 1 x 20A Neutrik PowerCon  
 Output: 1 x 20A Neutrik PowerCon  
 Output: 5 x 20A 250V 2P+E Universal socket  
 Dimension: 410 (L) x 66 (W) x 42 (H)/mm



**PDB-L1801**

**8 Way Linear Distribution Box with Voltmeter**

Input: 1 x 20A Neutrik PowerCon  
 Output: 8 x 20A Neutrik PowerCon  
 Dimension: 335 (L) x 66 (W) x 42 (H)/mm



stainless steel screws




Formed of extruded aluminum alloy with hard anodized surface treatment. Robust, lightweight, and excellent electrical insulation.



A built-in voltmeter, taking 90-240VAC and giving clear display of working voltage, helps to reduce the damage from mains misconnection.



19" rack mountable module available. Making build-up or add-on easier for greater power distribution.



Mobile phone friendly! DC5V/2.1V USB charger supports the electric supply for your smart phone and devices.

Compact and rugged finish. This streamliner distribution box is made of aluminum alloy extrusion, making it slim yet great toughness character. Designed for the need with max 20A power consumption. Extremely lightweight and takes much less storage space. Built up with cUL-listed turn-n-lock Powerlead connector and compatible with the other brands. Four outputs per each unit.



Compact & Slim Profile



Compatible with Neutrik PowerCon True1

**PDB-L1401**

**4 Way Linear Distribution Box**

Powerlead power distro box, 4 outputs, max. 20A (compatible with Neutrik PowerCon).  
 Input: 1 x 20A Powerlead (Neutrik PowerCon compatible)  
 Output: 4 x 20A Powerlead (Neutrik PowerCon compatible)  
 Dimension: 170(L) x 44(W) x 65(H)/mm

**PDB-L1402**

**4 Way Linear Distribution Box**

Powerlead T1 power distro box, 4 outputs, max 16A (compatible with Neutrik PowerCon True1).  
 Input: 1 x 16A Powerlead T1 (Neutrik PowerCon True1 compactible)  
 Output: 4 x 16A Powerlead T1 (Neutrik PowerCon True1 compactible)  
 Dimension: 204(L) x 44(W) x 65(H)/mm

The robust chassis is fabricated with high tensile aluminum extrusion with black anodized finish. Mylar film completely wraps around the inner soldering area for best insulation. Soldered with 2.5mm silicon wire secures higher working current capacity. Assembled with 20A lockable socket, and compatible with original Neutrik Powercon connectors.



**PDB-11JB Power Junction Box**

### KUPO Power Distro Rubber Box

Made of rubber cubic box featuring sturdy and robust housing. This range of distro boxes are fabricated with cUL-listed 20A powerlead receptacles, as well as CE-compliant 16A or 32A CEE form receptacles. The boxes are made with 6 outlets for the greatest electric utility. Outlet panel is equipped with rubber cap rest so that the CEE form connector cover can hook on it without slip. Fully insulated, flame-retarded and UV resistant.



**PDB-C1601** Power Distro Box  
6 powerlead outputs, max. 16A



**PDB-C1601D** Power Distro Box  
6 powerlead outputs, max. 16A, with CEE form 16A output.



**PDB-C1602** Power Distro Box  
6 powerlead outputs, max. 32A



**PDB-C1602D** Power Distro Box  
6 powerlead outputs, max. 32A, with CEE form 32A output.



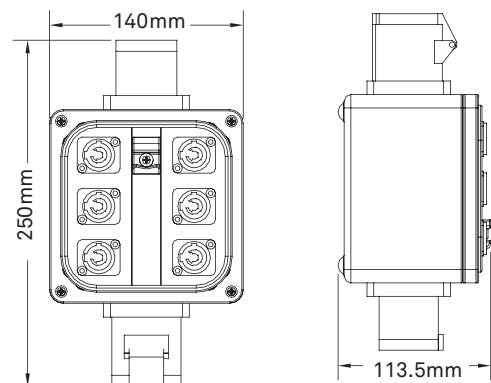
**PDB-C1603** Power Distro Box  
6 powerlead outputs, max. 20A



**PDB-C1603D** Power Distro Box  
6 powerlead outputs, max. 20A, with Soca 19pin output.



Rubber cap rest for the lid of connector to hook up while connectors are coupling.




## KUPO Power Distro PA Box

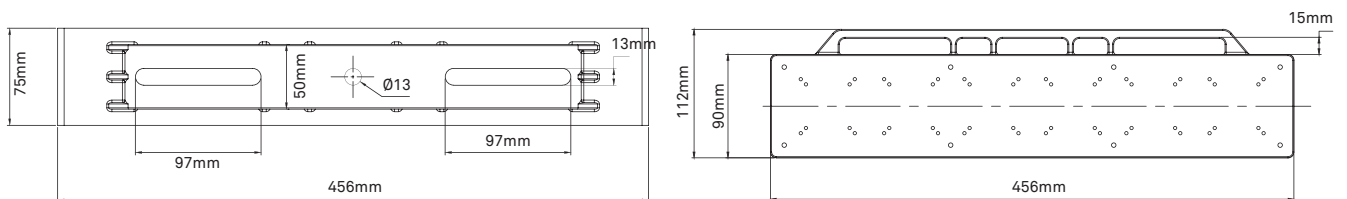
Electricity is the fundamental element and source to the lights. Stable and reliable distribution of power plays an important role in a successful lighting performance. Kupo's plastic power distribution is constructed of PA material which offers excellent insulation, impact-resistance and flame-retarded features. With in-house bracket structure, it can be diversely attached to the truss or tube with combination of clamps. Other than rigid PA material, this box is also fabricated with quality connectors, and assembled through experienced craftsmanship, which ensures the durability and reliability.

### Features

- Dual handle slots allow flexible movement of couplers.
- Central aperture on handle for single coupler provides attachment to truss easily.
- Rectangle and less bulky shape accesses to truss with no efforts.
- Perforation slots for the convenience of CEE and Schuko positioning.
- Black CEE and Schuko meet the low-key and professional requirement.
- Blue lid of CEE connector gives the clear identification of AC/220Vac 16 Amp.
- Embedded screw nut gives great convenience protection while assembling the box by screws.



**YOUTUBE**  
**KUPO PORTABLE POWER**  
**DISTRIBUTION BOXES**



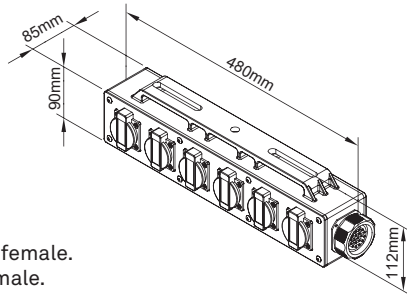
Embedded nut makes the assembling with screw effortlessly.



Dual handle slots allow flexible movement of couplers.



Perforation pattern for easily positioning.

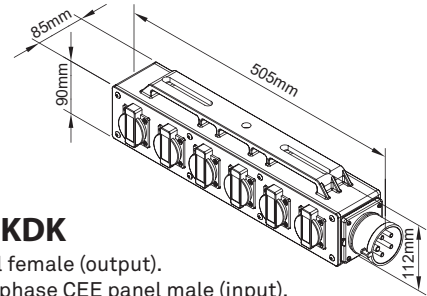


**PDB-P003**

6 x Schuko panel female.  
1 x 19-pin panel male.

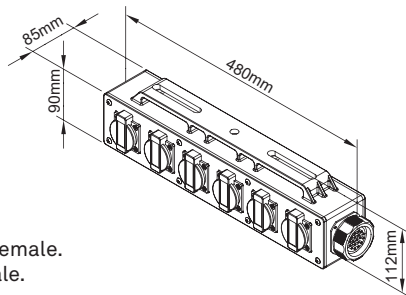
**PDB-P003D**

Extra 1 x 19-pin panel female.



**PDB-P003-KDK**

6 x Schuko panel female (output).  
1 x 32A 5P three phase CEE panel male (input).  
L1->channel 1 & 2.  
L2->channel 3 & 4.  
L3->channel 5 & 6.

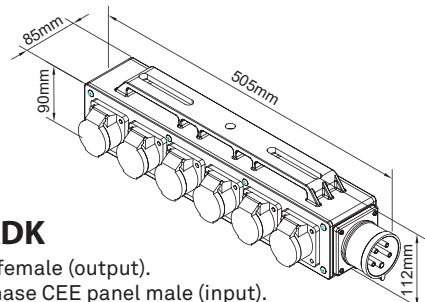


**PDB-P004**

6 x CEE 16A panel female.  
1 x 19-pin panel male.

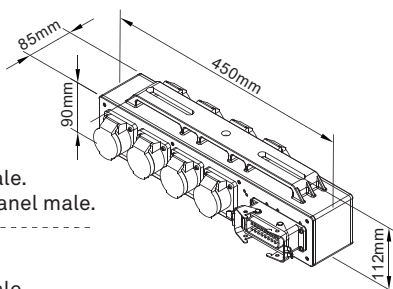

**PDB-P004D**

Extra 1 x 19-pin panel female.



**PDB-P004-KDK**

6 x CEE 16A panel female (output).  
1 x 32A 5P three phase CEE panel male (input).  
L1->channel 1 & 2.  
L2->channel 3 & 4.  
L3->channel 5 & 6.



**PDB-P005**

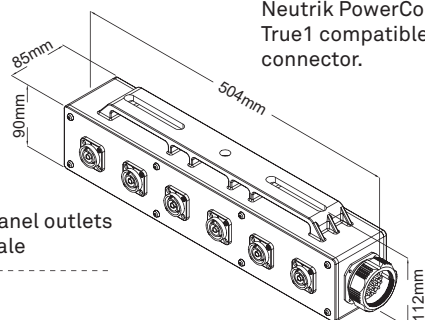
8 x CEE 16A panel female.  
1 x Multi-pole 16-pin panel male.

**PDB-P005S**

4 x CEE 16A panel female.  
1 x Multi-pole 10-pin panel male.



For Powerlead T1 or Neutrik PowerCon True1 compatible connector.



**PDB-P008**

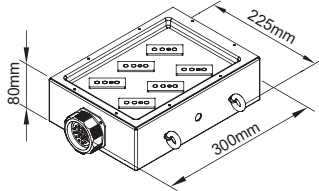
6 x Powerlead T1 panel outlets  
1 x 19-pin panel male

**PDB-P008D**

Extra 1 x 19-pin panel female

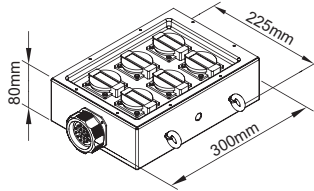
## KUPO Power Distro Metallic Box

KUPO metal power distribution boxes feature 1.2 mm-thick steel-sheet construction for rugged durability. A recessed front panel protects each connector from impact, while two standard suspension rings simplify truss rigging. Each side also provides an auxiliary clamp hole for mounting in tight or constrained spaces. KUPO offers a broad range of configurations, with further variations available upon request.



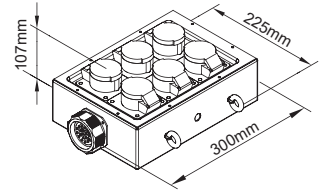
### PDB-001

6 x Stage 3-pin panel female  
1 x 19-pin panel male



### PDB-003

6 x Schuko panel female  
1 x 19-pin panel male



### PDB-004

6 x CEE 16A panel female  
1 x 19-pin panel male

### PDB-001D

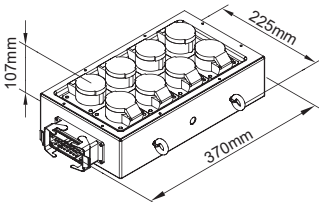
Extra 1 x 19-pin panel female

### PDB-003D

Extra 1 x 19-pin panel female

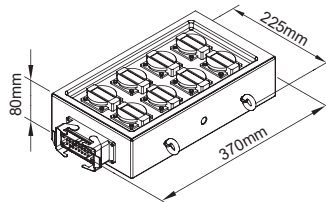
### PDB-004D

Extra 1 x 19-pin panel female



### PDB-005

8 x CEE 16A panel female  
1 x Multi-pole 16-pin panel male



### PDB-006

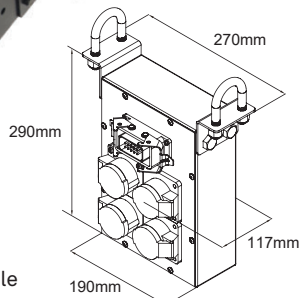
8 x Schuko panel female  
1 x Multi-pole 16-pin panel male

### PDB-005D

Extra 1 x Multi-pole 16-pin panel female

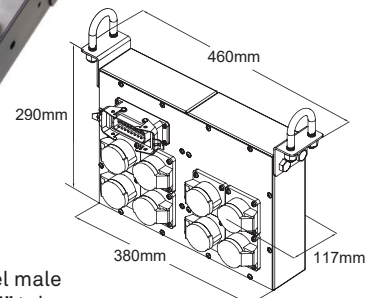


**CUSTOM DESIGN  
AVAILABLE**



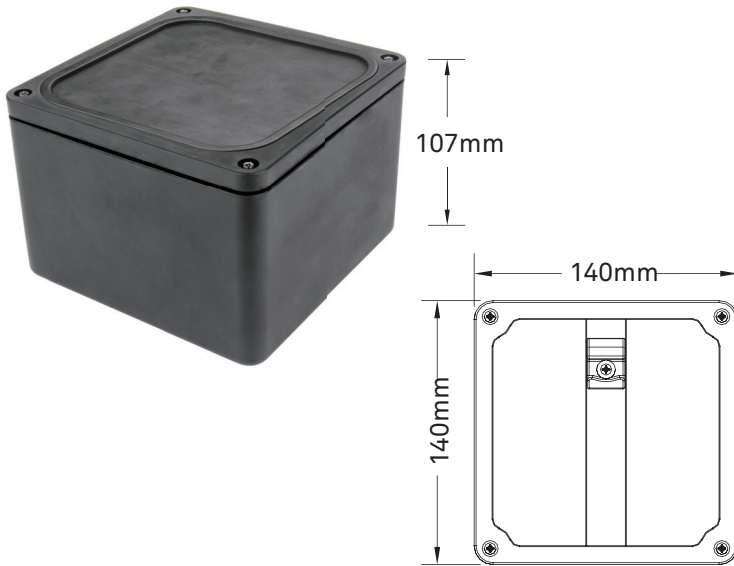
### PDB-CH01

- 4 x CEE 16A panel female  
- 1 x Multi-pole 10-pin panel male  
- 2 x Hanging bracket for 1.5" tube  
(bracket for other size of tube is available)



### PDB-CH02

- 8 x CEE 16A panel female  
- 1 x Multi-pole 16-pin panel male  
- 2 x Hanging bracket for 1.5" tube  
(bracket for other size of tube is available)



Bottom with X support enhances the durability.



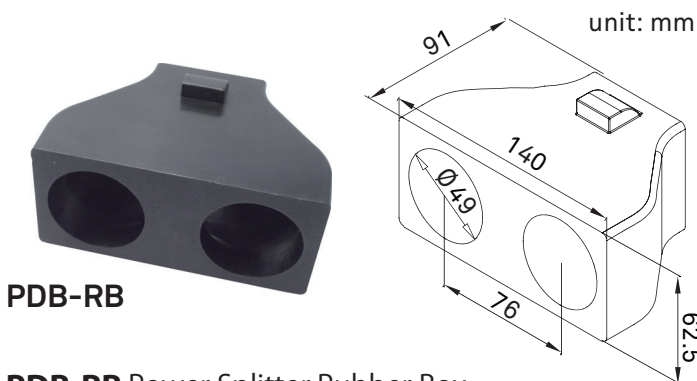
Lid rest can be added for resting the lid of female CEE form connector.

Footpad uphold the upright stability.

### PDB-RCB Rubber Cubic Box

Molded of hard rubber, this cubic and robust box features fully insulated, impact-proof, water and corrosion resistance. Silicon O ring keeps the lid tightly attached to main housing. Corner is rounded to prevent the damage over sharp bumps. On the bottom are four footpads for upright application. One side of lid is grooved slightly in the central so that it can accommodate the lid rest for resting CEE form connector cover when it is made to be a power distribution box. Flame-retarded and UV resistance.

It is molded of sturdy rubber fully insulated, providing shock, impact, corrosion and weather resistance, and feasible for using with 19-pin, CEE and other connectors. Durable and Portable. Compact size allows truss access and standing foots for floor application. The hooking strut is for firm hook up with CEE protection cap.



PDB-RB

### PDB-RB Power Splitter Rubber Box

Box (with 12 screws)

### PDB-19PRB Power Splitter Rubber Box

Box with 1 x PLS-5219SM and 2 x PLS-5219SF Sockets

### PDB-16CRB Power Splitter Rubber Box

Box with 1 x 16A CEE Male and 2 x Female Sockets



PDB-19PRB

PDB-16CRB

Footpad helps with stabilization

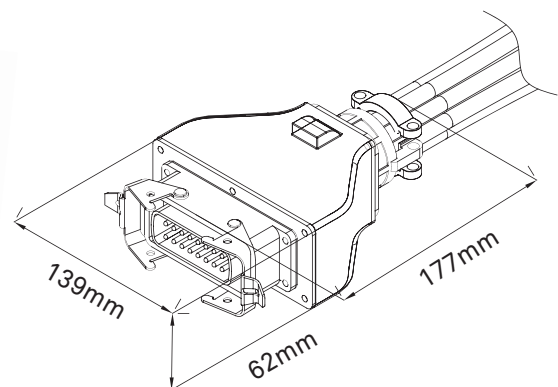


Lid rest for the CEE female connector.



### PDB-16HBK Splitter Rubber Box

Rubber Splitter Box with 16pin Multiple connector, and 8 x 1.2M outlets (each outlet consists of 3x2.5mmsq H07RN-F cable with 16A CEE line female connector) 8 x CEE outlets with 16-pin connector input. Splitter Rubber Box with 8 x 3C, 2.5 mmsq cable 1.2 meters.



## KUPO Power Distro PA Box

Y-Cord or Twofers, are cabling device used in theatrical stage lighting. It allows two stage lighting instruments to be connected to one dimming channel. Never having cumbersome for jamming two wires into a single connector. Kupo Y-Splitters are constructed with two layers. The inner core is PVC injection-molding, offering great tensile force while the outer is rubber molding cover with excellent impact-absorbency. The mold-in extension is H07RN-F rubber cables (overall length 1M) with fire retardant and oil resistant specs. It is wired in parallel or series.



**YS-2.5**



**YS-2.5-CEE**



**YS-2.5/S-CEE**



**YOUTUBE  
Y SPLITTER  
(TWOFR)**



**YS-4.0**



**YS-4.0-CEE**



Parallel / Series sticker mark with transparent heat-shrink sleeve identify the wirings clearly.

Part Number	Description
YS-2.5	Y Splitter, 3 x 2.5mmsq rubber cable, length 1M, parallel wired
YS-2.5/S	Y Splitter, 3 x 2.5mmsq rubber cable, length 1M, series wired
YS-2.5-CEE	Y Splitter, 3 x 2.5mmsq rubber cable, length 1M, parallel wired with 16A CEE form connectors
YS-2.5/S-CEE	Y Splitter, 3 x 2.5mmsq rubber cable, length 1M, series wired with 16A CEE form connectors
YS-4.0	Y Splitter, 3 x 4.0mmsq rubber cable, length 1M, parallel wired
YS-4.0-CEE	Y Splitter, 3 x 4.0mmsq rubber cable, length 1M, parallel wired with 32A CEE form connectors

**Note:** Parallel is a consistent voltage in circuit, and current is shared between the two instruments. The series wired, the current through each of the lighting instruments is the same, and the voltage across the lighting instruments is the sum of the voltages across each lighting instruments.

3-Phase Y-Splitter fan-out cable set is taking three phase power and making three single phase outlets. It is fabricated with two layers. The inner core is PVC injected molding with internally wired, offering great tensile force. The outer is rubber molding cover with excellent impact-absorbency and insulation. This Y splitter is embossed with identification marks showing where each of phase is going. Molded with H07RN-F rubber cables for fire retardant and oil resistant.



**YS-16331**

3-Phase Y Splitter, fan-out to three single phase, length 1M



**YS-16331-CEE**

3-phase Y splitter to three single phase, length 100cm, parallel wired with 16A CEE connectors

### Specification

- Input cable: 5 x 2.5mmsq H07RN-F
- Output cable: 3 x 2.5mmsq H07RN-F
- Clear phase identification for each outlet cable
- Overall length 100cm (without connector)



**YOUTUBE  
THREE-PHASE  
Y SPLITTER  
(TWOFR)**

This is three phase fan-out Y cable set for max. 32A capacity in total. Fabricated of PVC inner layer with rubber molding outside, it has excellent performance in insulation and impact absorbency. Molded with 5 core x 4.0mmsq H07RN-F rubber cable for fire retarded and oil resistant.



**YS-32323**

3-phase Y splitter, fan out to two three phase, length 1M, parallel wired



**YS-32323-CEE**

3-phase Y splitter, fan out to two three phase, length 1M, parallel wired with 32A CEE form connectors

### Specification

1. Max. 32A (415V) three phase Y splitter
2. Input cable: 5 x 4.0mmsq H07RN-F
3. Output cable: 5 x 4.0mmsq H07RN-F
4. Overall length 100cm (without connector)


## KUPO Power Cable

Flexible power cables covering 16–400 A, offered as single-core feeders and multi-core constructions for portable power distribution or fixed installations. Built with fine-stranded copper for high flexibility and low DC resistance, they use PVC insulation and a durable PVC outer sheath for easy stripping, smooth cable-gland fit, and stable coiling. All cables are rated 600 V; single-core IV versions are rated to 105 °C, while multi-core versions are rated to 60 °C. Support a tight bend radius, consistent OD tolerances, clear conductor identification, and rugged jackets designed for repeated handling in industrial and event environments.

### Specification

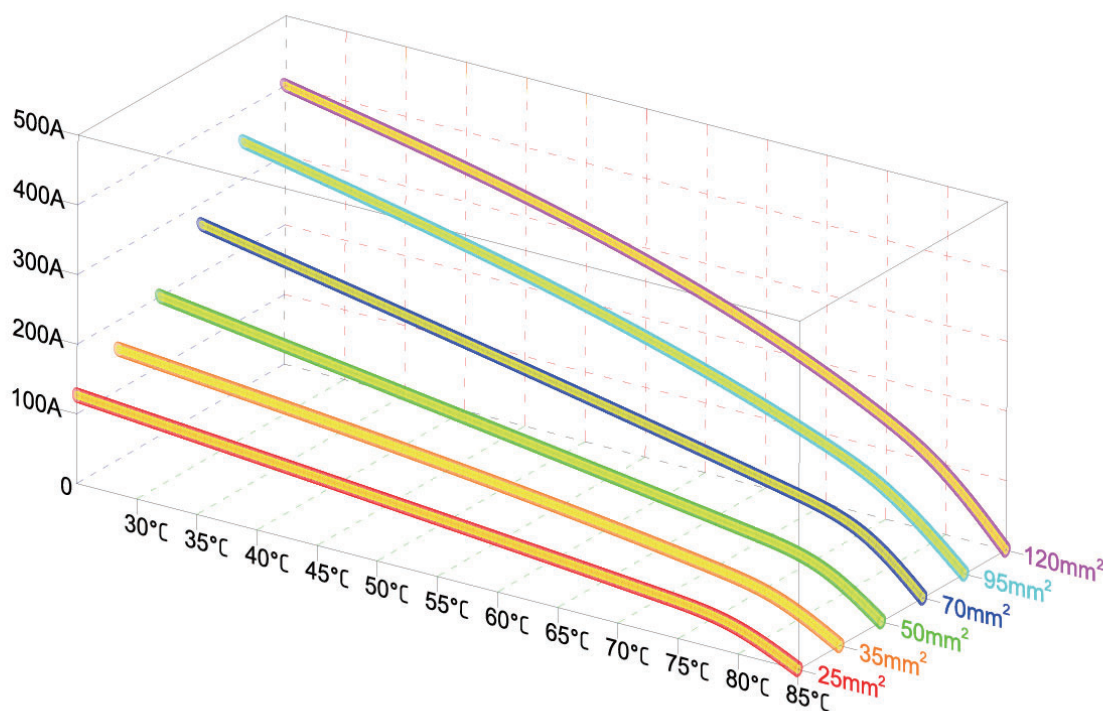
Single-core (IV), 105 °C, PVC

Item	Cross-section	Jacket (mm)	OD (mm)	Approx. ampacity (A)	Max R (Ω/km) at 20 °C
KCWPVC1x100	100 mm <sup>2</sup>	2.30	18.6	380	0.19
KCWPVC1x80	80 mm <sup>2</sup>	2.30	18.1	320	0.24
KCWPVC1x38	38 mm <sup>2</sup>	2.15	13.0	200	0.50
KCWPVC1x30	30 mm <sup>2</sup>	2.00	11.4	165	0.60
KCWPVC1x22	22 mm <sup>2</sup>	1.65	10.3	145	0.90
KCWPVC1x14	14 mm <sup>2</sup>	1.20	7.5	105	1.40



Multi-core (CSA), 60 °C, PVC

Item	Size × cores	Jacket (mm)	OD (mm)	Approx. ampacity (A)	Max R (Ω/km) at 20 °C
KCWPVC3x14	14 mm <sup>2</sup> × 3C	1.20	20.0	63	1.43
KCWPVC4x14	14 mm <sup>2</sup> × 4C	1.20	22.0	63	1.43
KCWPVC3x5.5	5.5 mm <sup>2</sup> × 3C	1.00	14.2	32	6.10
KCWPVC4x5.5	5.5 mm <sup>2</sup> × 4C	1.00	15.6	32	6.10
KCWPVC5x5.5	5.5 mm <sup>2</sup> × 5C	1.00	16.5	32	6.10

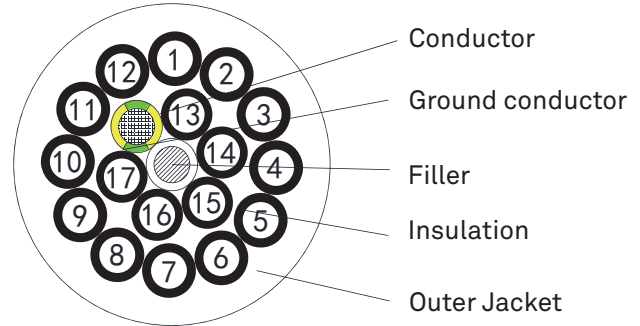


## MULTI-CORE 18 CABLE

Designed for portable entertainment rigs. This lightweight yet heavy-duty cable is designed to support six-circuit power distribution and repeated load-in/out cycles. A self-extinguishing, flame-retardant PVC jacket and high abrasion resistance protect against wear, while fine-stranded conductors keep it highly flexible, even in low temperatures. Engineered to withstand mechanical stress, it delivers stable, low-loss power and control transmission with the professional reliability required for critical indoor use.

### Cable Model

18-Core Cable with PVC Insulation and PVC Outer Jacket



### KHPC18x2.5

Cross Section	18 x 2.5 mmsq (≈14 AWG)
Conductor (Cores)	Stranded copper class 5 of IEC 60228
Conductor Stranding	48 stranding x 0.25mm copper
Insulation	PVC compound, self-extinguishing, flame-retardant (IEC 60332-3-24)
Filler	PVC
Rated Voltage (Uo/U)	300/500 V
Test Voltage	2000V for 5 minutes to IEC 60227
Bend Radius	Portable Use: 12 x OD Fixed Installation Use: 8 x OD
Working Temperature	-15°C ~70°C
Marking	KUPO 18x2.5mm 300/500V 70 DEGREE C CE
Compliance	IEC 60502-1 IEC 60228 IEC 60332-3-24 (Flame Retardant) RoHS
Max R (Ω/km)	7.98 Ω/km @ 20°C
Outer Diameter (mm)	20.4 +/- 0.5

### Multi-cable Extension



**EXE18/2.5-5** Cable Assembly (5M)  
**EXE18/2.5-10** Cable Assembly (10M)  
**EXE18/2.5-20** Cable Assembly (20M)  
**EXE18/2.5-30** Cable Assembly (30M)  
 18C x 2.5 mmsq multi-cable, PLS-5219LM+PLS-5219LF

### Multi-cable Extension



**TF18/2.5-1** Cable Assembly (1M)  
**TF18/2.5-2** Cable Assembly (2M)  
 18C x 2.5 mmsq multi-cable, PLS-5219LM+2 PLS-5219LF

### KUPO Break-out/ Break-in Cable Assembly

Break-out or break-in cable set is assembled with superior H07RN-F cable. Made of special cross-linked elastomer for excellent insulation. Great suppleness offering better resistance to inclement environmental condition to oils and greases, as well as adverse chemicals and thermal effects. In accordance with RoHS and IEC/EN 60332-1-2 standard. Ideal for installation on equipment in continual and interrupted operation under aggressive condition such as construction site vehicles, generator, pumps and other most extreme and severe usage industry applications. Break-in(fan-in)is also available upon request.

- Working Voltage: 450 / 750V
- Working Temperature: -30°C / +60°C (max. conductor temperature in service +85°C)



Cable: H07RN-F 3x1.5mmsq or 2.5mmsq  
Connector: 19pin (input) / CEE 16A (output)



Cable: H07RN-F 3x1.5mmsq or 2.5mmsq  
Connector: 19pin (input) / Stage Pin 20A (output)



Cable: H07RN-F 3x1.5mmsq or 2.5mmsq  
Connector: 19pin (input) / Powerlead 20A (output)



Cable: H07RN-F 3x1.5mmsq or 2.5mmsq  
Connector: 19pin (input) / Powerlead T1 20A (output)



Cable: H07RN-F 3x1.5mmsq or 2.5mmsq  
Connector: 19pin (input) / Schuko 13A (output)

### KUPO BK/BI Cable Ordering Code Structure

Type	Cable	Cable Length in Meter	Connector Type
BK = Break Out	3/1.5 = H07RN-F3x1.5mmsq	As Request	Stage Pin
BI = Break In	3/2.5 = H07RN-F3x2.5mmsq		SCHUKO
			CEE
			NEMA
			PLT1 = Powerlead T1
			PL = Powerlead
			W/ Bare End

## KUPO Power Cable Assembly

We supply variety of power extension cable sets with the commonly used connectors in entertainment lighting industry including Stage Pin, Turn-lock, NEMA locking type, Schuko and CEE forms. Cable insulation varies from 105° rated PVC to H07RN-F neoprene rubber with UL or VDE certified and RoHS compliance. Flame-retarded, flattening and abrasion resistance.



Cable: H07RN-F 3 x 2.5mmsq  
Connector: 16A 2P+E CEE form (110V)



Cable: H07RN-F 3 x 2.5mmsq  
Connector: 16A 2P+E CEE form (230V)



Cable: H07RN-F 3 x 4.0mmsq  
Connector: 32A 2P+E CEE form (230V)



Cable: H07RN-F 5 x 2.5mmsq, or PVC 4C x 14AWG  
Connector: 16A 3P+E CEE form (380V)



Cable: H07RN-F 5 x 2.5mmsq, or PVC 4C x 14AWG  
Connector: 32A 3P+N+E CEE form (380V)



Cable: H07RNF- 3 x 2.5mmsq  
Connector: 16A Powerlead T1



Cable: H07RN-F 3 x 2.5mmsq  
Connector: 20A Powerlead



Cable: H07RN-F 3 x 2.5mmsq  
Connector: NEMA L5-20 or L6-20



Cable: H07RN-F 3 x 4.0mmsq  
Connector: NEMA L5-30 or L6-30

## KUPO Extension Cable Ordering Code Structure



Cable: H07RN-F 3 x 2.5mmsq  
Connector: 20A 2P+E Stage Pin

Type	Cable	Cable Length in Meter	Connector Type
EXE = Extension Cable	1/100 = PVC Single Pole 100mmsq	As Request	150A K-LOK
	1/38 = PVC Single Pole 38mmsq		400A K-LOK
	3/1.5 = H07RN-F3x1.5mmsq		400A PowerFit
	3/2.5 = H07RN-F3x2.5mmsq		Socapex
	18/1.5 = PVC 18x1.5mmsq		Stage Pin
	18/2.5 = PVC 18x2.5mmsq		SCHUKO
			CEE
			NEMA
			Powerlead T1
			Powerlead

## KUPO Multi-cable Roller

Rolling a cable can be easy, but rolling couple of dozens can be annoying. Multi-cable roller makes life easier. It is an easy-to-use gear to organize the cable set. With several steps of assembly, you can build it up and then roll different kinds of cable effectively. Take less effort, do a nice job, all you need to do is to run your cable set with this machine. Getting a great cable management done can be that simple.



### CR-234 Multi-Cable Roller

Weight: 75 kgs  
 Dimension: 110(L) x 105(W) x 148(H) cm  
 Cable drums sizes: 20 / 30 / 40 cm  
 Material: Cold rolled steel plate  
 Power Input: 110VAC/60Hz, 220VAC/50Hz  
 Power Consumption: 110V/6A, 220V/3A  
 Roller Speed: 20 RPM



**YOUTUBE**  
**MULTI-CABLE ROLLER**  
**(2021 NEW FEATURE)**



20 / 30 / 40 cm  
Adjustable cable drums.



Feasible for Power Extension Cable.



Feasible for SOCA Extension Cable.



Easy assembly with allen key wrench and other ordinary tools.




Collapsible support arm makes operation quick and easier.



Roller stops immediately whenever foot pedal disengaged.



It runs clockwise or counter-clockwise.



Feasible for Data extension cable.

## KUPO Dr.Harting & Dr.Soca

Dr. Harting and Dr. Soca are dual-function testers designed for diagnosing wiring on 19-pin Soca or Multipole (Letriflex/Harting) extension cables, as well as checking lamp/load status on lighting bars.

The LCD displays real-time test results through pin-to-pin scanning. Any wiring issue such as missing connections, swapped pins, shorts, or opens, is clearly shown on the screen. Operating instructions are laser-engraved on the main chassis for fast and intuitive use.

Press the "RUN" button to initiate testing and navigate operational modes. The auto-sense feature automatically switches between cable-testing and load-testing modes. The unit is powered by 4 x AAA batteries or an external 5-18 V adaptor, and it automatically powers off after 100 seconds of inactivity to conserve energy.

Threadless 19-pin connectors and open Multipole interfaces allow convenient access when working with extension cables. Both testers feature a lightweight, compact aluminum-alloy chassis and can be bolted to a work bench, providing a stable platform for cable-assembly work.



### DR-H16 Dr. Harting

Tester for Multipole (Letriflex) 16-pin connectors.



### DR-S19 Dr. Soca

Tester for Soca 19-pin connectors.

Threadless 19-Pin connector provides a swift and convenient plug-and-play.



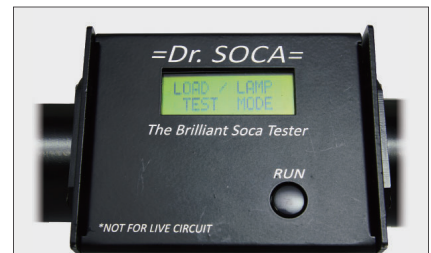
YOUTUBE  
DR.SOCA  
19PIN TESTER



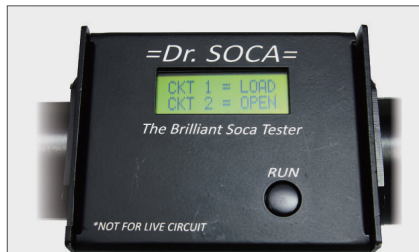
Cable Testing Mode



Real-Time Cable Test Result



Lamp / Load Testing Mode



Real-Time Load Test Result



DR.Soca can be used either with DC/5-18V Adaptor.



DR.Soca can be used either with 4 x AA Battery.



Roomy slot for hand-carry.



Other than cable tester, it also conduct lamp/load testing.



Bolted to a work bench without movement for better cable testing job.

## KUPO 19-pin Cable Tester

The KUPO 19-pin Cable Tester is a compact and efficient tool designed for fast and reliable testing of 19-pin Soca extension cables. Built with a classic PLS-series connector, it is fully compatible with cable sets using major brands of Socapex-style connectors.

Simply connect the cable, and the tester automatically evaluates the circuit status. A rotary channel selector with six LEDs on the female connector allows users to check each channel individually. A red LED clearly indicates any wiring faults such as miswiring or open circuits.



**YOUTUBE**  
**KUPO 19-PIN**  
**CABLE TESTER**

Threadless 19-Pin connector provides a swift and convenient plug-and-play.



### PLS-5219IDTR-M

ID Cable Tester, Male

### PLS-5219IDTR-F

ID Cable Tester, Female

### PLS-5219IDTR-PAIR

Complete set (Male + Female)




Designed for portable field use.



The tester features bright LEDs with reduced power consumption.



A buzzer provides audible warning if a short circuit is detected between the ground and live conductors.



All electronic components are PCB-mounted and securely interconnected for durability.

## KUPO Digi-Check — Multi-Function DMX Diagnostic Tool

The KUPO DIGI-CHECK is a compact, multi-function device designed for DMX512 signal diagnostics and cable testing. It integrates a DMX detection module with a bright white LED torch light, making it an essential tool for technicians on the move.

### Features

- 9 LEDs provide detailed indication of DMX signal and data-line status.
- Auto power-off after 120 seconds of inactivity to preserve battery life.
- Tool-free battery replacement.
- Supplied with a leather pouch and strap for maximum portability.
- CNC-machined anodized aluminum housing.
- Built-in white LED torch light.
- 3-pin and 5-pin XLR male and female connectors.
- Embedded DMX512 signal-level and load analyzer.
- Supports individual or installed data-line inspection modes.



### DC-920 5-Pin Digi-check / Multi-function DMX Tester


Dimension: 22 x 137 mm  
Weight: 0.15kg

### DC-930 3-Pin Digi-check / Multi-function DMX Tester

Dimension: 22 x 137 mm  
Weight: 0.15kg

### Specifications

- Power supply: DC 12 V / 1 A
- Battery: LR44 x 3 pcs (included)
- Supports DMX512 / 1990 protocol
- DMX connectors: XLR 5-pin x 2, XLR 3-pin x 2



YOUTUBE  
KUPO DIGI-CHECK



#### Innovative Function

For testing pre-installed DMX lines, place one Digi-check at each end of the cable.  
(Requires one XLR female adaptor for this operation.)



### DS-TM3 DIGI-SIT / DMX Terminator (XLR 3 PIN)

### DS-TM4 DIGI-SIT / DMX Terminator (XLR 4 PIN)

### DS-TM5 DIGI-SIT / DMX Terminator (XLR 5 PIN)

A DMX terminator is essential for maintaining signal integrity in DMX512 systems.

It reduces signal reflections, stabilizes transmission, and improves overall DMX performance.

KUPO DMX Terminators include integrated protective circuitry and an LED indicator that confirms the presence of DMX data.


Dimension: 100(W) x 133(H) x 50(D) mm / Weight: 0.04kg

## KUPO Cable Crossover

KUPO Cable Crossovers are engineered to protect electrical cables and hoses against both vehicle and pedestrian traffic. Manufactured from durable, UV-stabilized polyurethane, they feature an anti-slip surface and a high load-bearing capacity suitable for demanding environments.


An interlocking male/female system allows multiple units to be connected for extended coverage, making them ideal for event venues, stages, studios, and outdoor temporary installations.

Available in 3 to 5 channel models, the operation temperature is -40 C° to 49 C° and the load bearing capacity is 2,000 kg. It is suitable for indoor and outdoor use.




Anti-slip textured surface and heavy-duty polyurethane construction, grooved for accommodating cables, provides superior wire protection

Bright yellow lid for high visibility

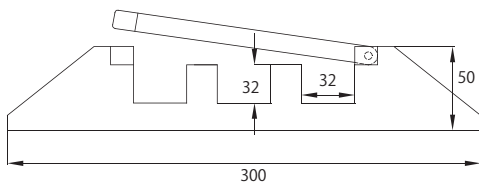


Clear warning sign on the cover indicates a potentially hazard condition



Dog bone connector, featuring male and female end, makes multiple cable crossover in a row

### KCG-330

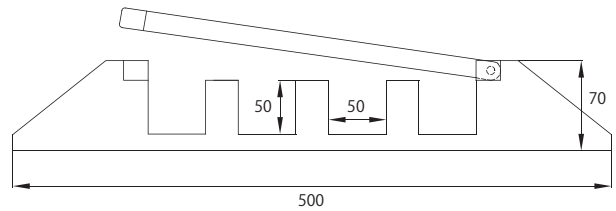


#### 3 CABLE DUCTS

Insulated: YES    Height: 50mm  
 Length: 1000mm    Ducts Height: 32mm  
 Width: 300mm    Max. Load: 2,000Kgs

**9kg**

### KCG-445

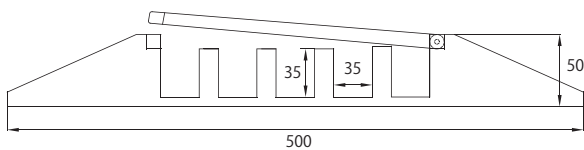


#### 4 CABLE DUCTS

Insulated: YES    Height: 70mm  
 Length: 900mm    Ducts Height: 50mm  
 Width: 500mm    Max. Load: 2,000Kgs

**14kg**

### KCG-535



#### 5 CABLE DUCTS

Insulated: YES    Height: 50mm  
 Length: 900mm    Ducts Height: 34mm  
 Width: 500mm    Max. Load: 2,000Kgs


**12.5kg**



Solid nylon rod fixed to support the hinge

## Premium Waterproof Power Connection Box

Protect your electrical connections with IP65-rated waterproof connector box. Made of UL94-V2 flame retardant PC material, this patent and premium protection box is designed for the versatile cable set connection applications including Soca 19-pin, European, and American single pole connectors and extension cables. The detachable silicone bushing accommodates 17-22mm cable diameters and can be easily customized to meet specific requirements. Designed for quick installation and minimal maintenance, this robust box is ideal for any outdoor application where protection from the elements is crucial. Enhance your equipment safety and reliability with this durable waterproof connector box – the perfect solution for professionals who demand dependable performance in challenging environments.




Patent No.: ZL2023 3 0334789.4

Product Number	Product Details
PWP-550	Premium Waterproof Power Connection Box




### IP65 Superior Protection

Effectively shielding your electrical connections from rain and moisture, and ensures your equipment continues to operate flawlessly even during adverse weather conditions.



### Exceptional Compatibility

The box accommodates a wide range of connector types, including Soca 19-pin, European, and American standards, providing the flexibility for various applications across different fields.



### Detachable Silicone Bushing

Accommodates cable diameters from 17-22mm with a quick-change design for effortless adaptation and replacement. Custom sizing options available to precisely match your specific project requirements.



### Robust and Flame Retardant

Crafted from UL94-V2 rated polycarbonate, offering superior durability with advanced fire resistance. This premium material ensures critical safety protection in challenging environments.

### KUPO Cable Holder

Mounted with large metal eyelet, this cable holder is made with a sturdy Nylon loop and hook with excellent holding strength for handling heavy weight. Helps to keep cables in place and well-organized. With carabiner and additional clamp, cables can be attached on the truss, tube or pipe without much effort. Handy write-on area for custom identification and labeling. Maximum cable bundle diameter 10cm. Pack of 5 with twist locking aluminum carabiner.



### EZ440CH-B Cable Holder

Maximum cable bundle diameter 10cm.  
Pack of 5 with twist locking aluminum carabiner.



### BG4506 6 Inch Heavy Duty Black Ball Bungees

Each bungee cord measures (4.5mm) 3/16" in diameter and has an attached black plastic ball measuring 28mm (1-1/8") in diameter. Set includes 50 ball bungees. Easy to use, quick to install. Just feed the elastic loop through a grommet until the plastic ball is flush, then attach the loop to a fixed point to secure a tarp. Great for securing textile on the butterfly frame, cables, stands, hoses, camping and tying down tarps and shades, etc. Elastic cord design allows for stretching and variations in length from 6" up to 8".

### KUPO Elastic Cable Tie

The elastic cable tie is made of stretchable and durable rubber material with wooden toggle allowing you to simply pull the elastic and over the toggle to assure a secure tie. Perfect cable management solution to keep your cables neatly coiled and free from damaging kinks. These great handy elastic cable ties are must-have for photographers movie makers, musicians, and audio professional to organize cords, cables, and stretching tarps.



Part Number	Description
BG5006R	ELASTIC CABLE TIE (10PCS/PACK) 6.0MM(W)* 5"(L)-RED
BG5006O	ELASTIC CABLE TIE (10PCS/PACK) 6.0MM(W)* 5"(L)-ORANGE
BG5006G	ELASTIC CABLE TIE (10PCS/PACK) 6.0MM(W)* 5"(L)-GREEN
BG5006BK	ELASTIC CABLE TIE (10PCS/PACK) 6.0MM(W)* 5"(L)-BLACK
BG5006BL	ELASTIC CABLE TIE (10PCS/PACK) 6.0MM(W)* 5"(L)-BLUE
BG5006Y	ELASTIC CABLE TIE (10PCS/PACK) 6.0MM(W)* 5"(L)-YELLOW
BG5006N	ELASTIC CABLE TIE (10PCS/PACK) 6.0MM(W)* 5"(L)-NATURAL
BG5006M	ELASTIC CABLE TIE (10PCS/PACK) 6.0MM(W)* 5"(L)-MIXED COLOR

## KU-hand Glove

KU-HAND is designed for multi-task to protect users. Ergo-oriented brings comfort fit to all users. Padded mesh on leather top is for excellent ventilation; two-way stretch creates flexibility. Synthetic leather palm is soft and durable. Extra leather layer on palm, index finger and thumb for better strength and protection. Smooth texture of fingers and reinforced fingertips make perfect on handling objects and reduce wear.




**YOUTUBE**  
KUPO KU-HAND GRIP  
GLOVE (KH-55 SERIES)

**KH-55MB** KU-Hand (Medium)

**KH-55LB** KU-Hand (Large)

**KH-55XLB** KU-Hand (Extra Large)

**KH-55XXLB** KU-Hand (Double Extra Large)



**GC-2525BK** Glove Gripper (Black Label)

**GC-2525BN** Glove Gripper (Brown Label)

Made of heavy duty 25cm wide nylon strap with a powerful alligator spring clip, the Kupo Glove Gripper is designed for secure your gloves, hats & tools and keep them handy at all times. Features an instant strap button allow to easily attaches to your belt loop, mic loop, d-ring, tool belt or anything else you can find.



**KCP-349** Utility Glove Gripper

Primary designed for holding a work glove with the PVC coated spring clamp, the utility glove gripper comes with a swivel snap locking hook allowing you to keep anything clipped on a waist belt or tool bag. In addition, the utility glove gripper has many different uses for example: clipping tools, golf towels, hats, wet suits, back packs, and more.



With adhesive lined up inside, it is made for providing excellent electrical insulation and protection to cable joint and termination. High impact, abrasion and corrosion resistance. UV and waterproof while sealed. Easily fit over irregular shape and large connectors.



**KAMT-75** Adhesive Heat-Shrink Tube

**KAMT-55** Adhesive Heat-Shrink Tube

**KAMT-28** Adhesive Heat-Shrink Tube



Specification			
Part Number	KAMT-28	KAMT-55	KAMT-75
Size (as supplied) /mm	28	55	75
Size (as recovery) /mm	6	16	22
Wall Thickness (as recovery) / mm	2.5	2.7	3.0
Standard Length	1.22 m		
Operatino Temperature (Degree)	-55~100		
Min. Shrink Temperature (Degree)	80		
Min. Fully Recovery Temperature (Degree)	120		
Water Absortion	< 0.15%		
Shrinkage Ratio	3:1		

## KUPO Utility AC Bag

Designed primarily for camera assistants in the film industry and suitable to anyone who needs rapid access to various tools. The Kupo Utility AC bag is made by 1,000 Denier cordex textured nylon fabric with a water resistant polyurethane coating on the inside. Inside the main compartment is a separate pouch, as well as a Velcro see-through mesh pocket on the underside of the main flap which is ideal for storing media cards and other small items. The bag fits utility belts up to 2 inches in width allowing you to take the bag on and off super easily. Exterior of the bag has 6 slip pockets (two of them are with a Velcro flap) which can hold dry-erase markers, sharpies, pens, chalk, pencils, hex keys, screw drivers, Leatherman and Maglite for easy access. An ideal AC bag that keeps all your essential tools and accessories organized.



**YOUTUBE**  
**KUPO UTILITY**  
**AC BAG (KSB-010)**



## KSB-010 Utility AC Bag

Exterior Size: 24.5cm(9.65" )(L) x 10cm(3.94" )(W) x 16cm(6.3" )(H)  
 Interior Size: 20cm(7.87" )(L) x 9cm(3.54" )(W) x 14.5cm(5.71" )(H)

### More Features:



Velcro top flap ensures tools won't accidentally fall out when on a ladder.



A slip bag on the side of the bag with a Velcro flap for additional storage.



The top flap can be folded and attached to the cover for easy access without noise.



D-Rings on one side of the bag for attaching a gaffa tape holder strap or glove gripper.



The side metal hook is perfect for mounting a tape measure.



Can be easily carried on a 2.5" width belt.



### Features:

1. Fabricated of 2"(48mm) durable nylon fabric
2. Compatible with KUPO Utility AC Bag
3. Fit waist size 30"-45"
4. Quick release buckle with safety lock

## KSB-002 Tool Belt

This 2"(48mm) belt is designed to carry add-on accessories for camera man or film screws. Made of durable nylon fabric to hold tool pouches or storage bags. Velcro-adjustable to fit the waist size from 30" up to 45". Heavy-duty quick release buckle with safety lock prevents accidental release.

## KUPO EZ-TIE

The KUPO EZ-Tie provides a simple and convenient solution for bundling and organizing a wide range of cables. Constructed from durable nylon with a hook-and-loop fastening system, it is lightweight, reusable, and ideal for repeated use in professional production environments.

Designed with an eyelet, it can be easily attached to cables, hooks, or rigging accessories for quick access and secure storage.

### Technical Specifications:

#### Environmental & Durability Tests

- Successfully tested at +93 °C and -56.7 °C for 1,000 hours of continuous mating without failure
- Operating temperature range: -20 °C to +80 °C

#### Mechanical Performance

- High cycle life: over 10,000 open/close cycles
- Hook-and-loop retention maintained after long-term thermal cycling

#### Material Characteristics

- Washable design suitable for repeated use
- UV-resistant material prevents fading or discoloration under sunlight exposure

## Large EZ-TIE



### EZ560-B Black

Size: 5.0 x 60 cm / Per Pack: 5 pcs



### EZ560-R Red

Size: 5.0 x 60 cm / Per Pack: 5 pcs



### EZ560-Y Yellow

Size: 5.0 x 60 cm / Per Pack: 5 pcs



### EZ560-BL Blue

Size: 5.0 x 60 cm / Per Pack: 5 pcs



### EZ560-W White

Size: 5.0 x 60 cm / Per Pack: 5 pcs



## Small EZ-TIE



### EZ241-B Black

Size: 2.0 x 41 cm / Per Pack: 10 pcs



### EZ241-R Red

Size: 2.0 x 41 cm / Per Pack: 10 pcs



### EZ241-BL Blue

Size: 2.0 x 41 cm / Per Pack: 10 pcs




### EZ241-W White

Size: 2.0 x 41 cm / Per Pack: 10 pcs



### EZ241-Y Yellow

Size: 2.0 x 41 cm / Per Pack: 10 pcs



### KUPO MEZ-TIE

The KUPO MEZ-TIE are lighter and thinner than the deluxe EZ-TIE versions, yet remain exceptionally strong. Each tie features an opening in the head through which the tail is inserted to secure the cable snugly. They are available in five color options, allowing easy identification and categorization of cables.



#### MEZ220-B Black

20 mm(W1) x13 mm(W2)x200mm(L) / 50 pcs



#### MEZ220-R Red

20 mm(W1) x13 mm(W2)x200mm(L) / 50 pcs



#### MEZ220-Y Yellow

20 mm(W1) x13 mm(W2)x200mm(L) / 50 pcs



#### MEZ220-BL Blue

20 mm(W1) x13 mm(W2)x200mm(L) / 50 pcs



#### MEZ220-W White

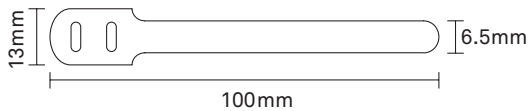
20 mm(W1) x13 mm(W2)x200mm(L) / 50 pcs



YOUTUBE  
KUPO SIMPLE CABLE  
TIES (MEZ-TIE)



EZ Tie Petite is a small cable holder ideal for USB and microphone cable. It keep tiny cable neat and trim without using bulky cable tie. Two perforated slots for double wrap with cable firmly at all times. Each pack comes with 7 units. Reusable and easy to use.





#### MEZ-P01B Black

EZ Tie Petite, 7pcs per pack

#### MEZ-P01W White

EZ Tie Petite, 7pcs per pack

- Keep small cable neat and trim.
- Two perforated slots for double wrap with cable firmly at all times.



The Adhesive Hook & Loop Tape is made from high-quality nylon fabric with a superior hot-melt adhesive, providing excellent and reliable holding strength when the hook and loop surfaces engage.

Each roll is 25 mm (1") wide and 5 meters long, offering a versatile and easy-to-use fastening solution.


Simply cut the desired length and apply it to the intended item. It is suitable for smooth, flat, and clean surfaces such as walls, plastic, glass, wood, and similar materials.

Each package includes:


- 1 x 5 m hook tape
- 1 x 5 m loop tape

#### Adhesive Feature

- Loop Tack: 3.3 kgs (+/- 0.5) kg/in<sup>2</sup>
- Peel Adhesion: 3.2 kgs (+/- 0.5) kg/in<sup>2</sup>
- Holding Power: 4 psi (12 hrs)
- SAFT Test: 65 (+/-5) Celsius degree



Backing with superior adhesive.



Supplied with 1"(25mm) width x 5 meter long.




#### Application:

Upgrade your CROXS case with an additional storage space.



Attach the loop tape on the CROXS case.



Apply a car trunk storage bag.

#### EZ2500-B Adhesive Hook & Loop Tape

2.5cm(W) x 5.0m(L), Black



Material: Nylon fabric with hot melt pressure sensitive adhesive. High & Low temperature applicable (from 0 to 65°C)

## KUPO MEZ Strep

The KUPO MEZ Strap grips and secures any cabling or wiring you wrap it around. It comes in a seamless roll that can be easily cut to your desired length, making it ideal for organizing loose cables or irregularly shaped gear. Create your own custom-length cable tie for any application. Reusable and highly versatile. Available in six colors.

### Specification

- Material: Nylon (hook & brushed fabric)
- Peel Strength: 25g/cm, 3000 times
- Shear Strength: 750g/cmsq, 3000 times
- Working Temperature: -20°C to 65°C



**MEZ-S1605BL** Blue  
Size: 16mm (width) x 5M (length)



**MEZ-S1605R** Red  
Size: 16mm (width) x 5M (length)



**MEZ-S1605Y** Yellow  
Size: 16mm (width) x 5M (length)



**MEZ-S1605G** Green  
Size: 16mm (width) x 5M (length)



**MEZ-S1605W** White  
Size: 16mm (width) x 5M (length)



**MEZ-S1605B** Black  
Size: 16mm (width) x 5M (length)



**MEZ-S3005BL** Blue  
Size: 30mm (width) x 5M (length)



**MEZ-S3005R** Red  
Size: 30mm (width) x 5M (length)



**MEZ-S3005Y** Yellow  
Size: 30mm (width) x 5M (length)





**MEZ-S3005G** Green  
Size: 30mm (width) x 5M (length)



**MEZ-S3005W** White  
Size: 30mm (width) x 5M (length)



**MEZ-S3005B** Black  
Size: 30mm (width) x 5M (length)



## KUPO Gaffa Tape

Kupo offers a highly versatile and widely used Gaffa Tape designed to meet the demanding holding and sealing needs of the professional stage, photography, motion picture, and television industries.

Formulated with a blend of natural rubber and synthetic resin adhesive, it provides excellent tack and adhesion across a wide temperature range.

Kupo Gaffa Tape delivers exceptional tensile strength while still maintaining an easy-to-tear hand-feel, making it both durable and convenient for fast on-site applications.

### Features

- Non-transferring adhesive tape; clean removal, leaving without residual.
- Backing Material: Cloth with PE coated.
- Adhesive: Natural rubber base.
- Heat Resistance: 80 degree C / 180 min.
- Tensile Strength: 12.5 (KGF / 25 mm).
- Feasible for smooth, rough and irregular surface.



### Gaffa Tape



**GT-515B**  
48mm(W) x 15yd (L)



**GT-515W**  
48mm(W) x 15yd (L)



**GT-515GY**  
48mm(W) x 15yd (L)



**GT-515R**  
48mm(W) x 15yd (L)



**GT-515Y**  
48mm(W) x 15yd (L)



**GT-515GN**  
48mm(W) x 15yd (L)



**GT-515BU**  
48mm(W) x 15yd (L)



**GT-550W**  
48mm(W) x 50m (L)



**GT-550G**  
48mm(W) x 50m (L)



**GT-550GN**  
48mm(W) x 50m (L)


### Matte Gaffa Tape



**GTM-515B**  
48mm(W) x 15yd (L)




**GTM-515W**  
48mm(W) x 15yd (L)



**GTM-550B**  
48mm(W) x 50m (L)



**GT-550CKGN**  
48mm(W) x 50m (L)



**GTM-550G**  
48mm(W) x 50m (L)



**GTM-550LGN**  
48mm(W) x 50m (L)




**GTM-550BU**  
48mm(W) x 50m (L)



## KUPO Cloth Spike Tape

KUPO Cloth Spike Tape features highly visible fluorescent colors with a matte finish, making it ideal for a wide range of applications in the audio/visual, television, photography, theatrical, and motion picture industries. It provides clearly identifiable marks for actors, crew members, musicians, and camera operators, and is also suitable for color-coding, labeling, and general marking tasks.

This multi-purpose tape tears easily by hand yet remains durable in demanding environments. It delivers excellent holding power, high tensile strength, and is fluorescent-reactive under black light, ensuring visibility in both standard and low-light production settings.



Easy to tear



### Features

- Professional grade gaffer's tape
- High tensile strength and holding power
- Easy-to-tear by hand, and Writable surface
- Clean removal, without leaving residue

### Specification

- Backing Material: Matte-Finish Coated Cloth
- Adhesive Material: Synthetic Rubber
- Tensile Strength: 87.6N/10mm
- Operating temperature: 10~90 degree C



Diverse fluorescent colors

### Tapes in Length 15 yard / Width 12mm



**CSS-1215BU** Blue



**CSS-1215GN** Green



**CSS-1215OG** Orange



**CSS-1215PK** Pink



**CSS-1215Y** Yellow

### Tapes in Length 15 yard / Width 24mm



**CSS-2415BU** Blue



**CSS-2415GN** Green



**CSS-2415OG** Orange



**CSS-2415PK** Pink



**CSS-2415Y** Yellow

## KUPO Glow-in-dark Tape

KUPO Glow-in-the-Dark Tape is ideal for applications that require visible guidance when luminaires are switched off. Its luminous pigment can be activated by various light sources, including natural light, LED fixtures, and UV black light. After 10 minutes of exposure, the tape provides several hours of glow, and can be reactivated repeatedly without degradation.

It can be easily cut to the desired length and offers reliable on-site safety marking, making it suitable for stage, studio, emergency pathways, and other low-light environments.



**GT-2550**  
Glow in Dark Tape

Width: 25mm  
Length: 5 meters



**GT-5050**  
Glow in Dark Tape


Width: 50mm  
Length: 5 meters



Peel off the protection film and here to go



Luminous effect in the dark



Easy to cut in lengths



**GT-0345** Gaffers Tape Holder Strap

Designed for easy to carry gaffers, spike & rolls of electrical tape on your belt or equipments to keep your hand free to work. Constructed from quality carabiner clip with chrome 'O' ring on a safety cable fabricated of galvanized steel wire (dia.3mm/ Length: 450mm) ensures a long lasting, durable product.



**GT-0345-B** Gaffers Tape Holder Strap

Designed for easy to carry gaffers, spike & rolls of electrical tape on your belt or equipments to keep your hand free to work. Constructed from quality carabiner clip on a safety cable fabricated of galvanized steel wire (dia.3mm/ Length: 450mm) ensures a long lasting, durable product. Safety cable is coated with transparent PVC plastic making the operation smoother.



**GT-2540BK** Gaffer Tape Holder Strap With Spring Hook (Black Label)

**GT-2540BN** Gaffer Tape Holder Strap With Spring Hook (Brown Label)

Constructed from durable nylon fabric, the Kupo gaffers tape holder strap, measured 25cm in length and 4cm in width, designed for easy to carry gaffers, spike & rolls of electrical tape on your belt to keep your hand free to work. It comes with aluminum spring hook that secures the holder to your belt effortlessly. The rigid release buckle also allows you to quick and secure put your tapes or tools on and off from the holder strap.



**KD-C26** Cable Clip For Tube Size: 22~26 mm

The cable clips keep your cable and hex wrench gathered to the light stand. (Set of 4)

**Specification**

- Material: Polyethylene Film
- Adhesive: N/A
- Tape Thickness: 0.05mm (2 Mils)
- Tape Width: 75mm (3 inches)
- Tape Length: 100m (328 feet)


**Features**

- Easy to use, high visibility
- No sticky, glue residual free
- Strong, durability and reusable
- Yellow color tape printed legend "CAUTION"



**GTB-001** Barrier Tape

Size: 7.5 cm (W) x 100M (L) x 0.05 mm (T)  
Color: Yellow with Black print (Caution)



**KD-C40P** Owl Clip (For Tube Size: 40mm to 50mm)

**KD-C25P** Owl Clip (For Tube Size: 25mm to 35mm)

Owl cable clips are designed to hold the power cable along with the lighting stand or round tube. Made of durable yet flexible injection PC in transparent finish. Accommodate two O.D. 10mm and one O.D. 6.5 mm wires. Reusable and easy to mount onto 40-50 mm tube in one hand operation. (Set of 4)



**KD-C55** Cable Clip (For Tube Size: 50mm to 55mm)

This cable clip fits tube sizes from 50mm to 55mm and it can keep your cable gathered to a light stand. The extra Allen wrench holders allow storing wrenches on the light stand to ensure this essential tool is always on hand. (Set of 4)



[www.stage.com.tw](http://www.stage.com.tw)



KUPO Stage TW



kupo\_stage



KUPO Stage

KUPO CO., LTD

Tel : +886-2-2999-1906


Fax: +886-2-2999-1955

E-mail: [stage@kupo.com.tw](mailto:stage@kupo.com.tw)


6F, No 4, Lane 609, Sec.5, Chung Shin  
Rd., San Chung District,  
New Taipei City 24159, Taiwan

Kupo Shanghai

Tel : +86-21-5677-9636



Product catalog download



Product video channel

[ NOTE ] Whilst every effort has been made to ensure the accuracy of the information / material contained within this catalogue, Kupo does not accept any liability for errors or omissions. Specifications and technical data are provided for guidance purposes only. To improve products, we reserve the right to make any variation in design or construction to the equipment description without prior notice.